

LOCAL PROFILE

Albuquerque, New Mexico Bernalillo County

Population (MSA¹): 815,979

Population (City of Albuquerque): 504,949

City Population by Race and Ethnicity

White	71.6%
Black/African American	3.1%
Hispanic/Latin American	39.9%
Asian	2.2%
American Indian, Alaska Native	3.9%
Native Hawaiian and Other Pacific Islander	0.1%

Government Structure

The **City of Albuquerque**, county seat of **Bernalillo County**, has a mayor-council form of government, as determined by a city charter adopted by city voters. The Mayor heads the executive branch and appoints a chief administrative officer to run the city's day-to-day operations by administering the city's 21 departments, including the Department of Family and Community Services, which runs four Health and Social Services centers to meet the health needs of low-to-moderate-income residents.

The city's legislative branch is comprised of nine City Councilors, who represent the city's nine districts. The Mayor maintains veto authority over the City Council, and the Mayor's veto can be overridden by a vote of two-thirds of the Council.

The New Mexico Department of Health provides funding for 18 Community/Tribal Health Councils, including the Bernalillo County Community Health Council (BCCHC), which oversees health for all county residents. BCCHC Members are approved by Bernalillo County's five County Commissioners.

[1] Metropolitan Statistical Area – Albuquerque, NM



Albuquerque, New Mexico Bernalillo County

Total number of women aged 13-44: 136,670

Women needing contraceptive services and supplies: 78,470

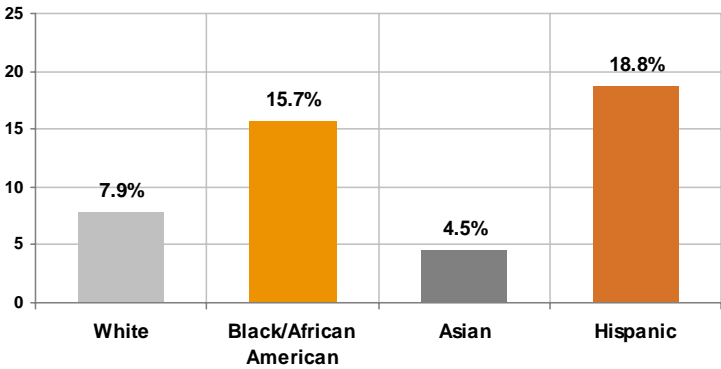
Birth Outcomes

Infant mortality, rate per 1,000 live births	7.6
Low birthweight	6.6%

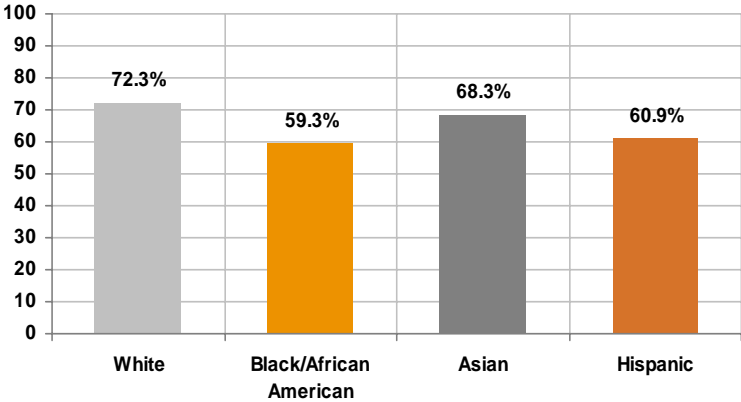
Cervical Cancer

Percent of women receiving regular Pap testing	85.4%
Cervical cancer, rate per 100,000	7.9

Share of Births to Teenage Mothers by Race and Ethnicity



Share of Mothers That Received Adequate Prenatal Care by Race and Ethnicity

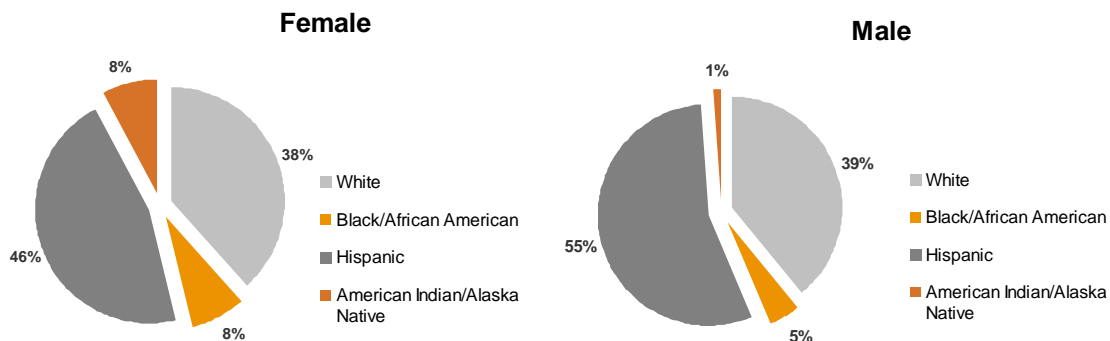


Albuquerque, New Mexico Bernalillo County

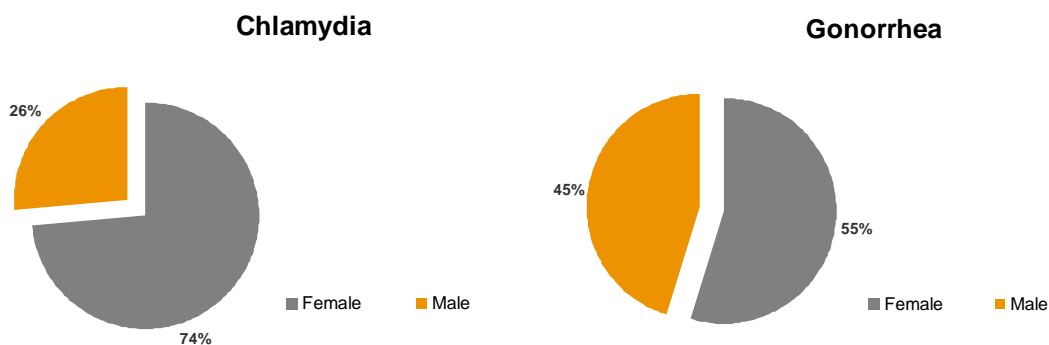
Sexually Transmitted Infection Total Incidence Rates per 100,000¹

AIDS ²	7.8
Chlamydia	599
Gonorrhea	134.8
Syphilis	3.9

AIDS Cases by Sex, Race and Ethnicity



Chlamydia and Gonorrhea Cases by Sex³



[1] Due to unavailability of local data, chlamydia and gonorrhea figures reflect 2007 rates for Bernalillo County; syphilis figure reflects 2005-2007 rate for Bernalillo County. STD Epidemiology Data, New Mexico Department of Health, <http://www.health.state.nm.us/std.html>

[2] Figure reflects 2007 rate for Metropolitan Statistical Area of Albuquerque, NM. Reported AIDS cases and annual rates (per 100,000 population) by metropolitan statistical area of residence, 2006, 2007, and cumulative, Centers for Disease Control and Prevention, <http://www.cdc.gov/hiv/topics/surveillance/resources/reports/2007report/default.htm>

[3] Figures reflect 2006 rates for Bernalillo County, STD Epidemiology Data, New Mexico Department of Health

