

LOCAL PROFILE

Alexandria, Virginia

Population (MSA¹): 4,102,235

Population (City of Alexandria): 136,974

City Population by Race and Ethnicity:

White	59.8%
Black/African American	22.5%
American Indian, Alaska Native	0.3%
Asian	5.7%
Hispanic/Latin American	14.7%
Native Hawaiian, and Other Pacific Islander	0.1%

Government Structure

The **City of Alexandria** has a council-manager form of government. Alexandria is an independent city, and like all Virginia cities, is not incorporated into any Virginia county. Alexandria is governed by a seven member city council and a council-appointed city manager. The City Council includes the mayor, who presides over City Council meetings and serves as ceremonial head of city government. The City Council is responsible for legislating and policy making, while the city manager oversees the daily functioning of the government and the implementation of the Council's policies, without having a vote within City Council.

Standing boards and commissions advise the City Council in the formulation and implementation of public policy. The Public Health Advisory Commission evaluates health related matters and investigates specific health problems. The Commission on HIV/AIDS evaluates public policy on the treatment of AIDS and prevention of the spread of HIV; provides current information regarding AIDS and HIV; and promotes educational programs on AIDS/HIV awareness, treatment and prevention. The Commission on the Status of Women encourages equal opportunity for women in a number of areas, including health services.

The Alexandria Health Department, which operates under the district director, is one of 35 subsidiary district offices of the Virginia Department of Health's Division of Community Health Services. The Virginia State Board of Health is a 13 member board that provides leadership to the state's Department of Health.

[1] Metropolitan Statistical Area – Washington-Arlington-Alexandria, DC-VA-MD-WV



Alexandria, Virginia

Total number of women aged 13-44: 33,240

Women needing contraceptive services and supplies: 19,310

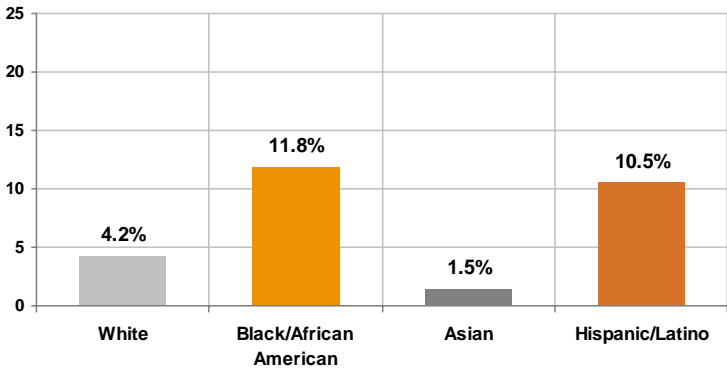
Birth Outcomes

Infant mortality, rate per 1,000 live births	7.1
Low birthweight	6.2%

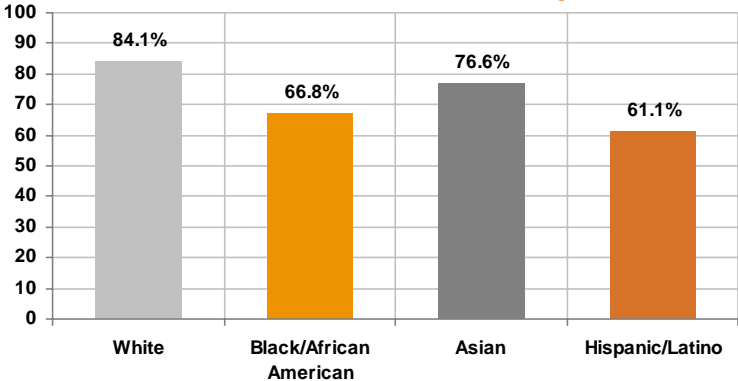
Cervical Cancer

Percent of women receiving regular Pap testing	86.1%
Cervical cancer, rate per 100,000 ¹	6.3

Share of Births to Teenage Mothers by Race and Ethnicity



Share of Mothers That Received Adequate Prenatal Care by Race and Ethnicity



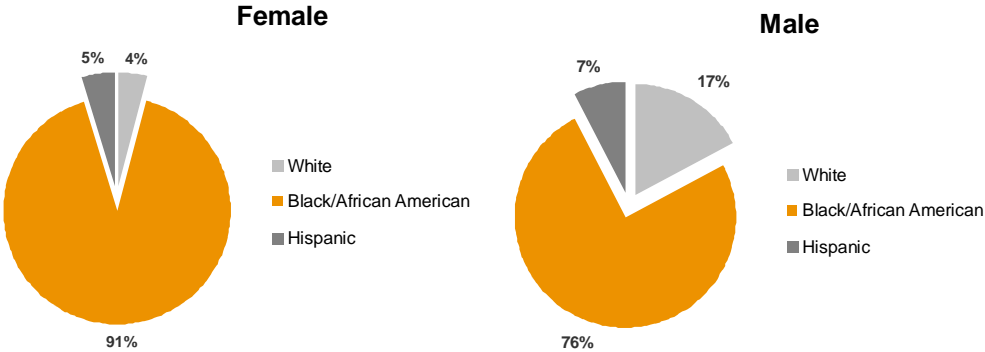
[1] Figure reflects cervical cancer rate for state of Virginia

Alexandria, Virginia

Sexually Transmitted Infection Total Incidence Rates per 100,000

AIDS	34.5
Chlamydia	341.5
Gonorrhea	88.2
Syphilis	7.1

AIDS Cases by Sex, Race and Ethnicity



Chlamydia and Gonorrhea Cases by Sex

