

# LOCAL PROFILE

## Austin, Texas Travis County

**Population (MSA<sup>1</sup>): 1,527,040**

**Population (City of Austin): 709,893**

### Population by Race and Ethnicity, City of Austin

White	65.4%
Black/African American	10.0%
Hispanic/Latin American	30.5%
Asian	4.7%
American Indian, Alaska Native	0.6%
Native Hawaiian and Other Pacific Islander	0.1%

### Government Structure

The **City of Austin**, the capital of Texas and the county seat for **Travis County**, has a council-manager form of government. Austin is governed by a seven member City Council whose members, including the Mayor, are elected at-large. The Austin City Council is the legislative body of the government and is responsible for appointing the City Manager, who has overall responsibility for the management of all city employees and the administration of all city affairs.

Travis County is governed by the Travis County Commissioners Court, comprised of a County Judge and four Commissioners. The Court is responsible for creating county policy.

Health in Austin and Travis County is under the purview of the Austin/Travis County Health & Human Services Department, which is run by a Director. The Department provides public health, social, and environmental health services. Public health services include STD information, testing, and prevention.

[1] Metropolitan Statistical Area – Austin-Round Rock, TX



## Austin, Texas Travis County

Total number of women aged 13-44: 224,620

Women needing contraceptive services and supplies: 123,800

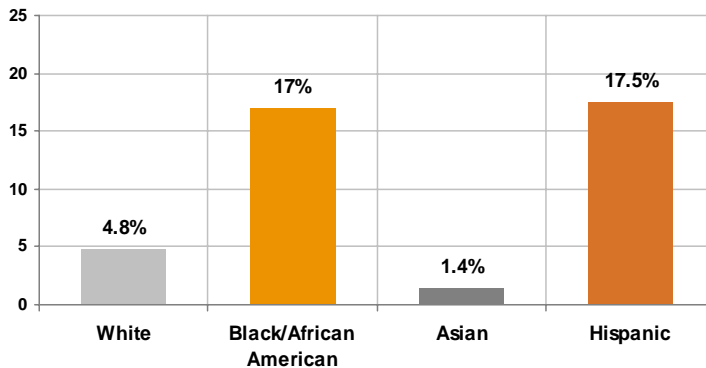
### Birth Outcomes

Infant mortality, rate per 1,000 live births	4.7
Low birthweight	5.3%

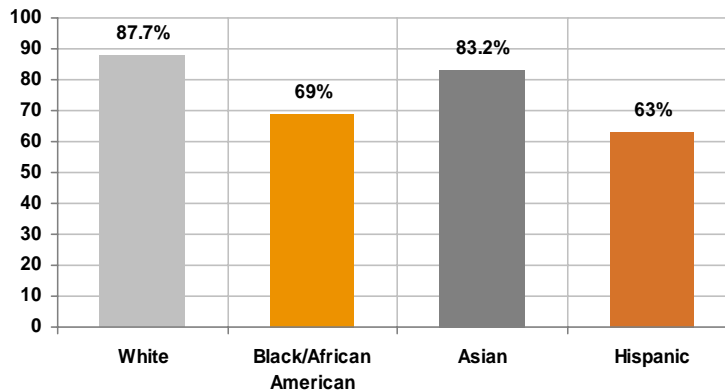
### Cervical Cancer

Percent of women receiving regular Pap testing	85.7%
Cervical cancer, rate per 100,000	9.5

### Share of Births to Teenage Mothers by Race and Ethnicity



### Share of Mothers That Received Adequate Prenatal Care by Race and Ethnicity

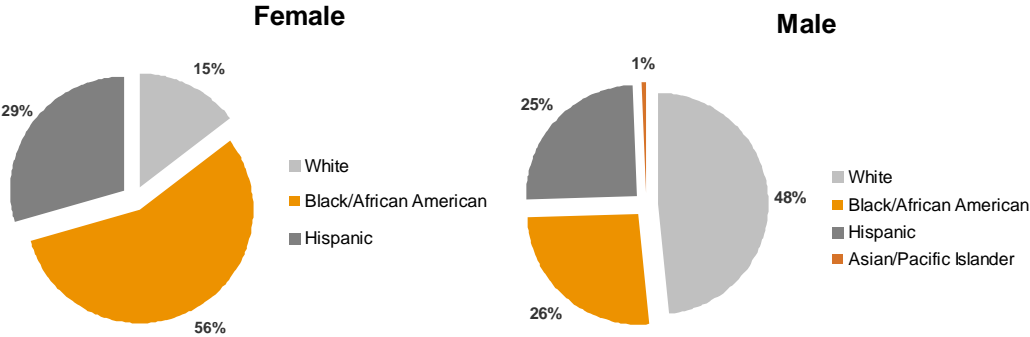


# Austin, Texas Travis County

## Sexually Transmitted Infection Total Incidence Rates per 100,000

AIDS	13.1
Chlamydia	450.2
Gonorrhea	137.1
Syphilis	4.9

### AIDS Cases by Sex, Race and Ethnicity



### Chlamydia and Gonorrhea Cases by Sex

