

# CITY PROFILE

**Baltimore, Maryland**

**Mayor – Sheila A. Dixon**

**Population (MSA): 2,655,675**

**Population (City): 628,670**

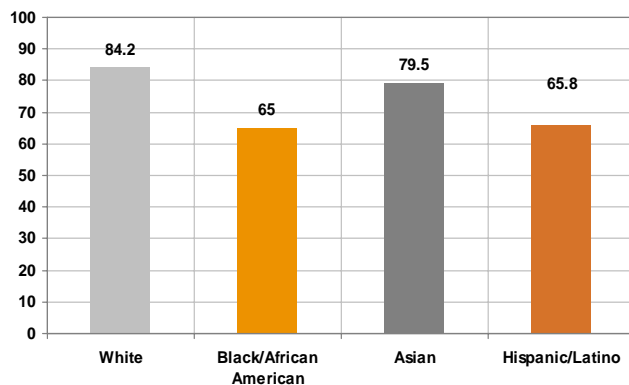
## Population by Race and Ethnicity (City):

White	31.6%
Black or African American	64.3%
American Indian, Alaska Native, Native Hawaiian, and Other Pacific Islander	0.3%
Asian	1.5%
Persons of Hispanic or Latino origin	1.7%
Persons reporting some other race	0.7%

**Total number of women aged 13-44: 178,540**

**Women needing contraceptive services and supplies: 92,400**

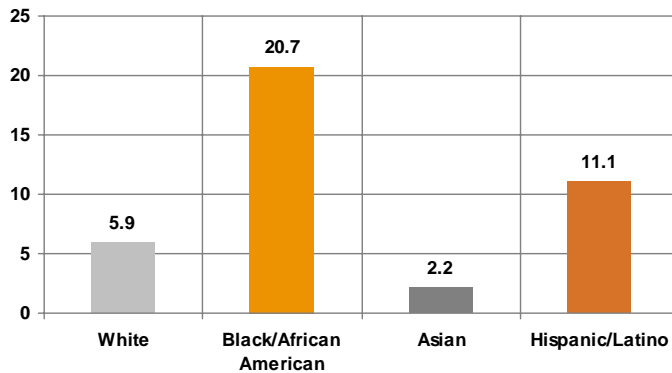
## Share of mothers that received adequate prenatal care by Race and Ethnicity



Infant mortality, rate per 1,000 live births	12.8
Low-birth weight	13.2%
Maternal mortality, count	6

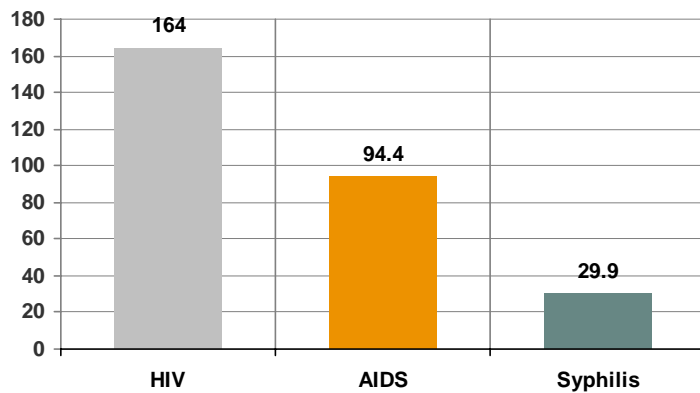
## Baltimore, Maryland

### Percent of births to teenage mothers by Race and Ethnicity



Cervical cancer, rate per 100,000 in Maryland <sup>a)</sup>	9.3
Percent of women receiving regular Pap testing <sup>b)</sup>	87.8%

### Sexually Transmitted Infections, rate per 100,000



Chlamydia	979.8
Gonorrhea	534.0

a) The Henry J. Kaiser Family Foundation. StateHealthFacts. Cervical Cancer Incidence Rate per 100,000 Women, 2003.  
 b) Department of Health and Human Services, Centers for Disease Control and Prevention. Selected Metropolitan/Micropolitan Area Risk Trends (SMART). Percent of women aged 18 and older who have had a pap test within the past three years, 2006.

For more information about all sources please see Resources section.