

LOCAL PROFILE

Charleston, West Virginia Kanawha County

2006 Population (MSA¹): 303,600

2006 Population (City of Charleston): 50,846

City Population by Race and Ethnicity:

White	80.6%
Black/African American	15.1%
American Indian, Alaska Native	0.2%
Asian	1.8%
Hispanic/Latin American	0.8%

Government Structure

The **City of Charleston** is the state capital and county seat for **Kanawha County**. The city operates under a mayor-council form of government, which consists of a mayor and a 27 member city council. The mayor, who serves as the city's chief administrator, oversees all city departments. The City Council is in charge of legislative, administrative, and financial matters. Twenty-one City Council members are elected through ward elections, while the remaining six are elected at large. Kanawha County is governed by three elected county commissioners.

The City of Charleston and Kanawha County share a merged health department. The Kanawha-Charleston Health Department operates under the guidance of a health officer and a six member Board of Health. The Board implements, supervises, and directs all public health measures.

[1] Metropolitan Statistical Area – Charleston, WV



Charleston, West Virginia Kanawha County

Total number of women aged 13-44: 37,320

Women needing contraceptive services and supplies: 19,540

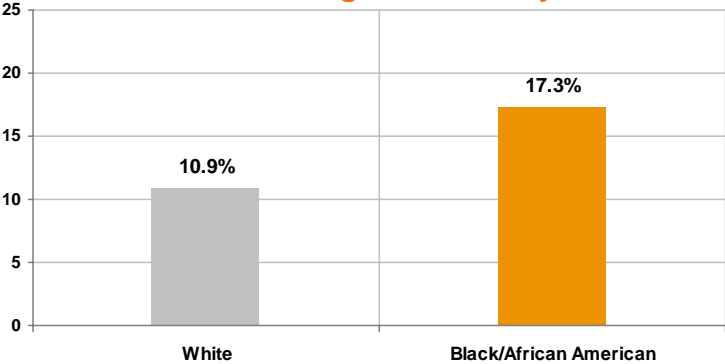
Birth Outcomes

Infant mortality, rate per 1,000 live births	8.4
Low birthweight	7.1%

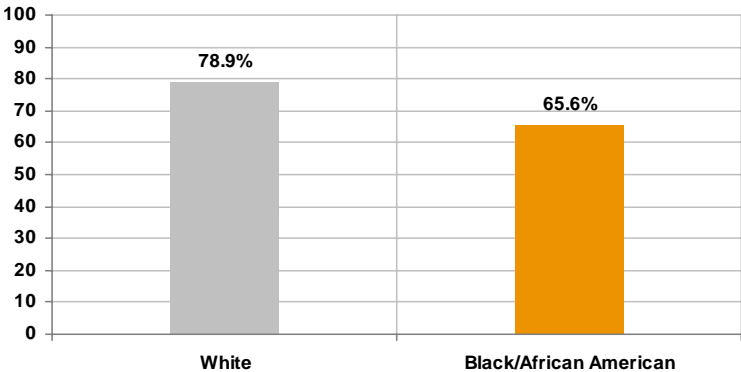
Cervical Cancer

Percent of women receiving regular Pap testing	85.9%
Cervical cancer, rate per 100,000	12.6

Share of Births to Teenage Mothers by Race and Ethnicity



Share of Mothers That Received Adequate Prenatal Care by Race and Ethnicity

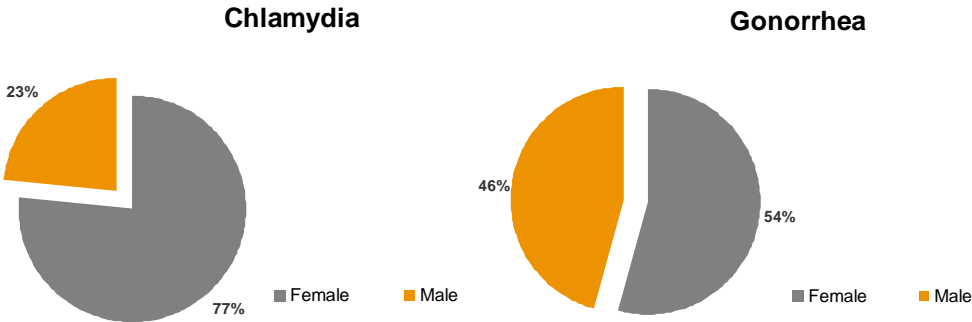


Charleston, West Virginia Kanawha County

Sexually Transmitted Infection Total Incidence Rates per 100,000¹

AIDS ²	3.7
Chlamydia	174.2
Gonorrhea	51.1
Syphilis	0.3

Chlamydia and Gonorrhea Cases by Sex³



[1] Due to the unavailability of local data, statistics on this page reflect West Virginia state rates. Sexually Transmitted Diseases Surveillance, 2007, Center for Disease Control, <http://www.cdc.gov/std/stats07/tables.htm>
[2] CDC Cases of HIV Infection and AIDS in the United States and Dependent Areas 2006. Table 14, <http://www.cdc.gov/hiv/topics/surveillance/resources/reports/2006report/default.htm>
[3] West Virginia STD Surveillance Summary Report Update 2007, http://www.wvdhhr.org/idep/STD_ProjectArea_2.pdf