

LOCAL PROFILE

Charlotte, North Carolina Mecklenburg County

Population (MSA¹): 1,580,070

Population (City of Charlotte): 630,478

City Population by Race and Ethnicity

White	58.3%
Black/African American	32.7%
Hispanic/Latin American	7.4%
Asian	3.4%
American Indian, Alaska Native	0.3%

Government Structure

The **City of Charlotte** has a council-manager form of government. The Mayor is responsible for the execution of local laws and works with the Council to set policy, including appointing the City Manager. The Council is made up of 11 members: seven District Representatives, elected by residents of each city district, and four at-large Representatives, elected with the Mayor by the entire city. The Mayor is the tie-breaking vote on the Council and also has the power to veto Council ordinances. The Manager is the main administrative officer for the city who runs day-to-day operations.

Charlotte is the county seat for **Mecklenburg County**, which is governed by a nine member Board of County Commissioners. The Board is composed of six District Commissioners and three at-large Commissioners. All community health needs are the responsibility of the Mecklenburg County Health Department. The Board of Health, Board of Social Services, and Board of Mental Health are consolidated and comprised of the members of the Board of County Commissioners. A Health Director, who is required to be a full-time public health professional, manages the day-to-day public health activities within Mecklenburg County.

[1] Metropolitan Statistical Area – Charlotte-Gastonia-Concord, NC-SC

Government Structure Sources:

<http://www.charmeck.org/Departments/Mayor/Duties+and+Responsibilities/Home.htm>

<http://www.charmeck.org/Departments/City+Council/About+Us/home.htm>

<http://www.charmeck.org/Departments/City+Manager/Home.htm>

<http://www.charmeck.org/Departments/BOCC/Home.htm>

<http://www.charmeck.org/Departments/Health+Department/Home.htm>

http://www.ncleg.net/EnactedLegislation/Statutes/HTML/BySection/Chapter_130A/GS_130A-41.html

<http://www.charmeck.org/Departments/Health+Department/About+Us/Administration/Director.htm>



Charlotte, North Carolina Mecklenburg County

Total number of women aged 13-44: 197,720

Women needing contraceptive services and supplies: 106,420

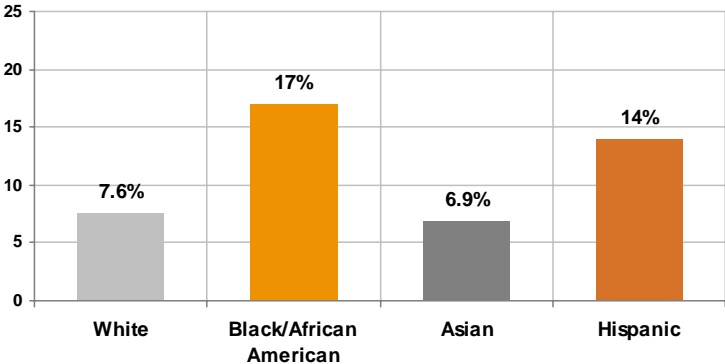
Birth Outcomes

Infant mortality, rate per 1,000 live births	7.5
Low birthweight	6.7%

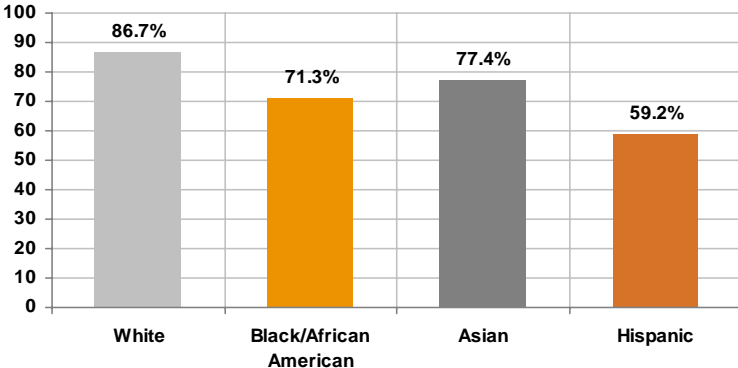
Cervical Cancer

Percent of women receiving regular Pap testing	88.2%
Cervical cancer, rate per 100,000	6.4

Share of Births to Teenage Mothers by Race and Ethnicity



Share of Mothers That Received Adequate Prenatal Care by Race and Ethnicity

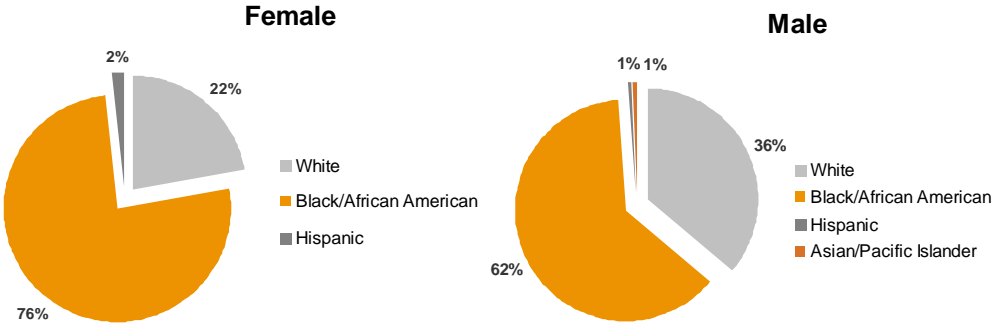


Charlotte, North Carolina Mecklenburg County

Sexually Transmitted Infection Total Incidence Rates per 100,000

AIDS	15.7
Chlamydia	266.3
Gonorrhea	150.9
Syphilis	6.5

AIDS Cases by Sex, Race and Ethnicity



Chlamydia and Gonorrhea Cases by Sex

