

LOCAL PROFILE

Cleveland, Ohio Cuyahoga County

Population (MSA¹): 2,103,850

Population (City of Cleveland): 444,313

City Population by Race and Ethnicity

White	41.5%
Black/African American	51.0%
Hispanic/Latin American	7.3%
Asian	1.3%
American Indian, Alaska Native	0.3%

Government Structure

The **City of Cleveland**, the county seat of **Cuyahoga County**, has a strong mayor-council form of government. Legislative powers lie with the City Council, which is composed of 21 Council Members representing the 21 wards of the city. Council Members elect one Member to serve as President of the Council. The Mayor is the chief executive of the city, with the power to appoint department heads, administer the affairs of the city, ensure that all ordinances are enforced, and make recommendations to the Council. The Mayor is a non-voting member of the Council and has the power to veto any ordinances passed by the Council.

A three member Board of County Commissioners serves as the central government body of Cuyahoga County. Commissioners are elected at-large and are responsible for adopting a budget, overseeing various departments, including Health and Human Services, and appointing key personnel. A County Administrator, appointed by the Board, is the Chief Operating Officer of the county and acts on the direction of the Board.

Cleveland Department of Public Health (CDPH) is the local public health agency for the City of Cleveland. It is divided into the Division of Air Quality, the Division of Environment, the Division of Health, and Emergency Preparedness.

[1] Metropolitan Statistical Area – Cleveland-Elyria-Mentor, OH



Cleveland, Ohio Cuyahoga County

Total number of women aged 13-44: 273,980

Women needing contraceptive services and supplies: 147,740

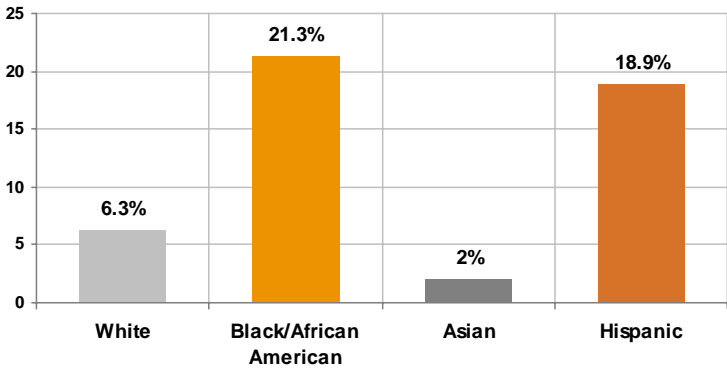
Birth Outcomes

Infant mortality, rate per 1,000 live births	9.2
Low birthweight	6.9%

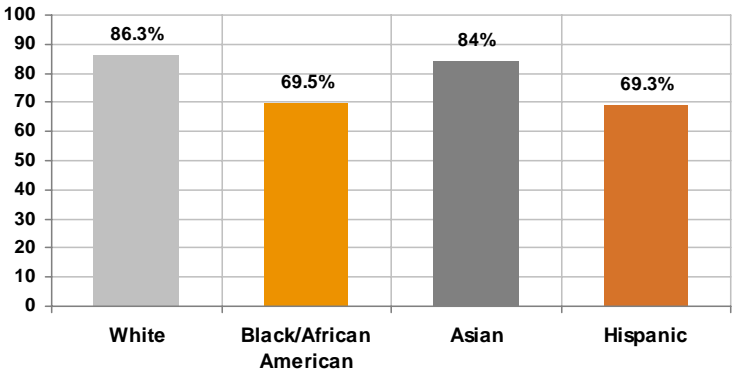
Cervical Cancer

Percent of women receiving regular Pap testing	86.0%
Cervical cancer, rate per 100,000	7.5

Share of Births to Teenage Mothers by Race and Ethnicity



Share of Mothers That Received Adequate Prenatal Care by Race and Ethnicity

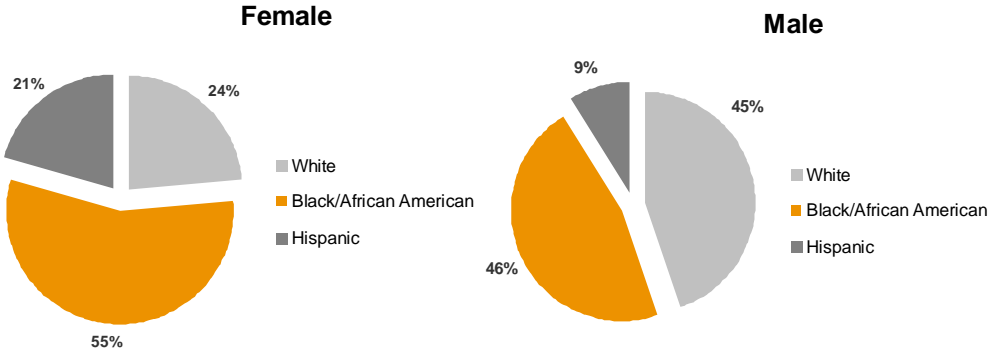


Cleveland, Ohio Cuyahoga County

Sexually Transmitted Infection Total Incidence Rates per 100,000

AIDS	6.4
Chlamydia	442.3
Gonorrhea	202.7
Syphilis	1.4

AIDS Cases by Sex, Race and Ethnicity



Chlamydia and Gonorrhea Cases by Sex

