

# LOCAL PROFILE

## Columbus, Ohio

### Delaware County, Fairfield County, Franklin County

**Population (MSA<sup>1</sup>): 1,732,478**

**Population (City of Columbus): 733,203**

#### City Population by Race and Ethnicity

White	67.9%
Black/African American	24.5%
Hispanic/Latin American	2.5%
Asian	3.4%
American Indian, Alaska Native	0.3%
Native Hawaiian and Other Pacific Islander	0.1%

#### Government Structure

**Columbus** is the county seat of **Franklin County**, although parts of the city also extend into **Delaware** and **Fairfield Counties**. The city has a mayor-council form of government. The legislative powers lie with the City Council, which consists of seven Council Members, elected at-large. The Mayor is the chief executive officer of the city and is responsible for administering the affairs of the city and ensuring ordinances are enforced. The Mayor has a seat on the Council but is not permitted to vote.

Columbus Public Health is the local public health agency for the City of Columbus. Columbus Public Health is headed by a Health Commissioner and governed by a five member Board of Health with members appointed by the Mayor and approved by Columbus City Council.

[1] Metropolitan Statistical Area – Columbus, OH



## Columbus, Ohio Delaware County, Fairfield County, Franklin County

Total number of women aged 13-44: 329,890

Women needing contraceptive services and supplies: 183,290

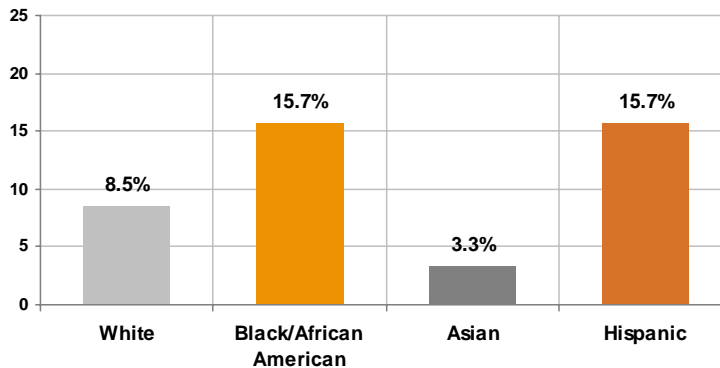
### Birth Outcomes

Infant mortality, rate per 1,000 live births	8.3
Low birthweight	6.5%

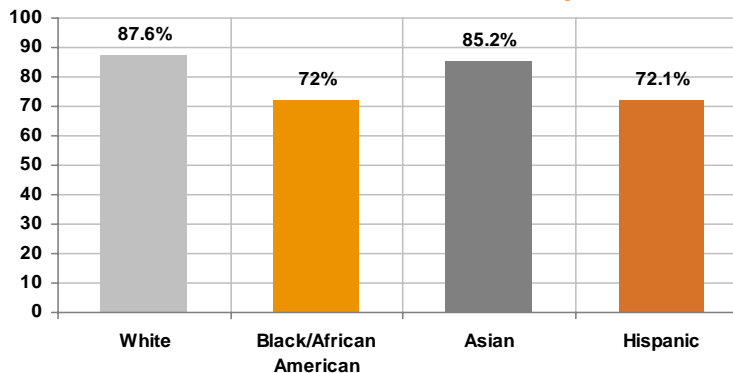
### Cervical Cancer

Percent of women receiving regular Pap testing <sup>1</sup>	82.7%
Cervical cancer, rate per 100,000 <sup>2</sup>	6.67

### Share of Births to Teenage Mothers by Race and Ethnicity



### Share of Mothers That Received Adequate Prenatal Care by Race and Ethnicity



[1] Due to unavailability of local data, figure reflects 2008 data for state of Ohio. CDC Behavioral Risk Factor Surveillance System. <http://apps.nccd.cdc.gov/brfss/display.asp?yr=2008&cat=WH&qkey=4426&state=OH>

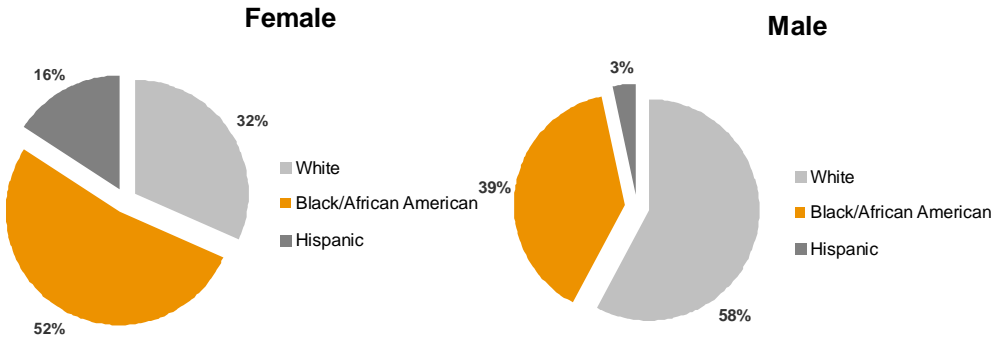
[2] Figure reflects average cervical cancer rates of Delaware, Fairfield, and Franklin Counties

**Columbus, Ohio  
Delaware County, Fairfield County, Franklin County**

**Sexually Transmitted Infection Total Incidence Rates per 100,000**

AIDS	8.3
Chlamydia	414.8
Gonorrhea	239.7
Syphilis	4.4

**AIDS Cases by Sex, Race and Ethnicity**



**Chlamydia and Gonorrhea Cases by Sex**

