

LOCAL PROFILE

Dallas, Texas Collin County, Dallas County, Denton County, Kaufman County, Rockwall County

Population (MSA¹): 4,026,246

Population (City of Dallas): 1,232,940

City Population by Race and Ethnicity

White	50.8%
Black/African American	25.9%
Hispanic/Latin American	35.6%
Asian	2.7%
American Indian, Alaska Native	0.5%

Government Structure

The **City of Dallas**, county seat of **Dallas County**, employs a council-manager form of government. An elected Mayor oversees City Council meetings and has a vote in City Council. The Mayor and 14 City Council Members, representing the city's 14 districts, appoint a City Manager, who implements policy decisions made by the Mayor and Council and is responsible for the daily operations of the municipal government.

The city's public health programs and services fall under the purview of the city's Department of Environmental and Health Services, which is overseen by the Mayor and City Council. The Department is divided into two major divisions: Environmental/Public Health and Human Services.

The Dallas County Department of Health and Human Services protects the health of the citizens of Dallas County through disease prevention and intervention. In addition, small portions of the city extend into **Collin County**, **Denton County**, **Kaufman County** and **Rockwall County**, which also have health departments.

The Texas Department of State Health Services administers public health services by region. Dallas falls into Health Services Region 2/3, which is headquartered in Arlington.

[1] Metropolitan Statistical Area – Dallas-Plano-Irving, TX



Dallas, Texas Collin County, Dallas County, Denton County, Kaufman County, Rockwall County

Total number of women aged 13-44: 903,570

Women needing contraceptive services and supplies: 478,610

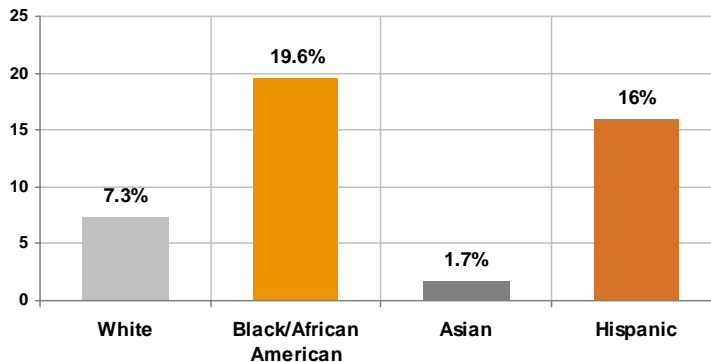
Birth Outcomes

Infant mortality, rate per 1,000 live births	6.1
Low birthweight	5.9%

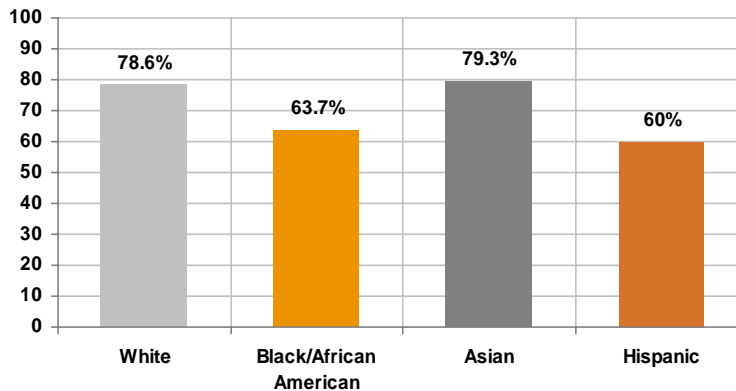
Cervical Cancer

Percent of women receiving regular Pap testing	93.9%
Cervical cancer, rate per 100,000 ¹	8.05

Share of Births to Teenage Mothers by Race and Ethnicity



Share of Mothers That Received Adequate Prenatal Care by Race and Ethnicity



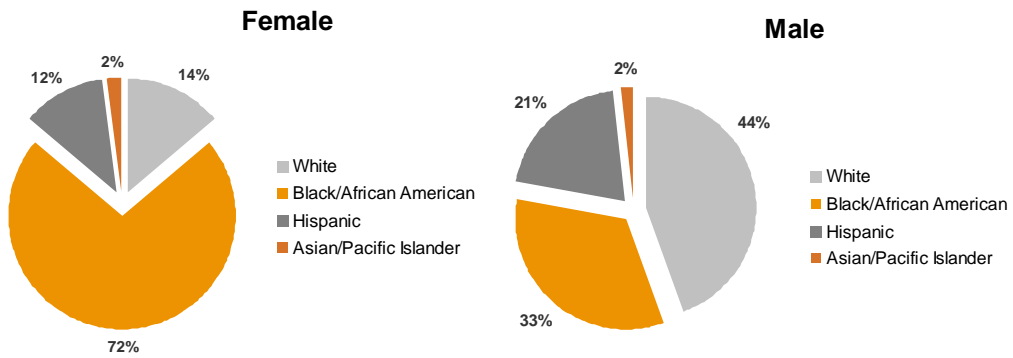
[1] Figure reflects average cervical cancer rates of Collin, Dallas, Denton, and Kaufman Counties. No incidence rate available for Rockwall County

**Dallas, Texas
Collin County, Dallas County, Denton County, Kaufman County,
Rockwall County**

Sexually Transmitted Infection Total Incidence Rates per 100,000

AIDS	15.0
Chlamydia	371.3
Gonorrhea	167.6
Syphilis	4.4

AIDS Cases by Sex, Race and Ethnicity



Chlamydia and Gonorrhea Cases by Sex

