

# LOCAL PROFILE

## Denver, Colorado Denver County

**Population (MSA<sup>1</sup>): 2,403,113**

**Population (City of Denver): 566,974**

### City Population by Race and Ethnicity

White	65.3%
Black/African American	11.1%
Hispanic/Latin American	31.7%
Asian	2.8%
American Indian, Alaska Native	1.3%

### Government Structure

The **City and County of Denver** is a consolidated city-county with a strong mayor/weak city council form of government. The 13 City Council Members are elected from 11 districts with two at-large Council Members and are responsible for passing and changing all laws, resolutions, and ordinances, usually after a public hearing.

The Mayor enforces all laws and ordinances, approves or vetoes ordinances or resolutions passed by City Council, and has broad powers of appointment for various departments, boards, and commissions.

Denver's public health services are provided by the Denver Department of Environmental Health (DEH) in partnership with Denver Public Health. DEH is made up of five divisions: Public Health Inspection, Community Health and Decision Control, Animal Care and Control, Environmental Quality, and the Office of the Medical Examiner. Denver Public Health serves as the state's largest safety net health institution and for most of its history was a component of city government. In 1997, it became the Denver Health and Hospital Authority, separating its governance from the city government while still serving as the city's health care system. Its nine member Board of Directors is appointed by the Mayor.

[1] Metropolitan Statistical Area – Denver-Aurora, CO



# Denver, Colorado Denver County

Total number of women aged 13-44: 124,820

Women needing contraceptive services and supplies: 73,210

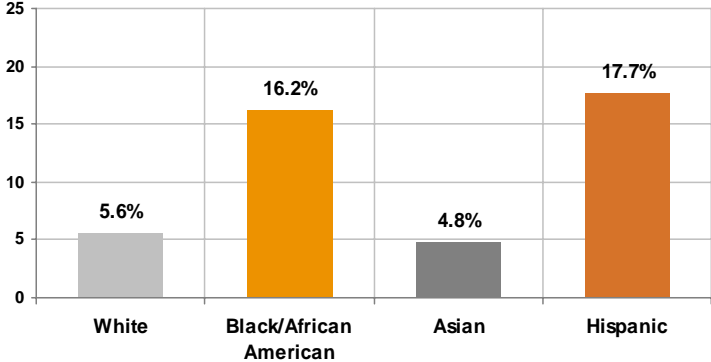
## Birth Outcomes

Infant mortality, rate per 1,000 live births	5.8
Low birthweight	7.0%

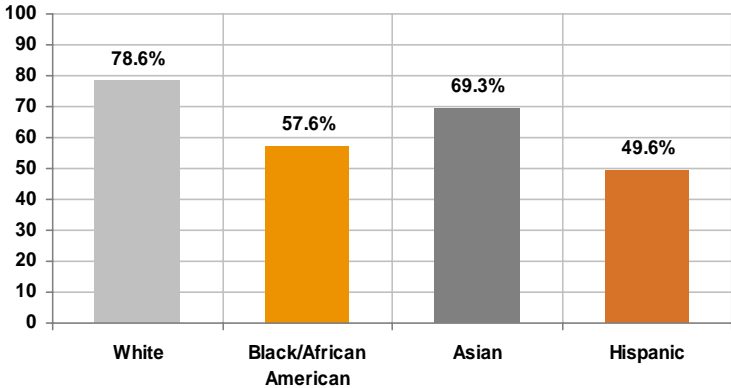
## Cervical Cancer

Percent of women receiving regular Pap testing	87.1%
Cervical cancer, rate per 100,000	9.0

## Share of Births to Teenage Mothers by Race and Ethnicity



## Share of Mothers That Received Adequate Prenatal Care by Race and Ethnicity

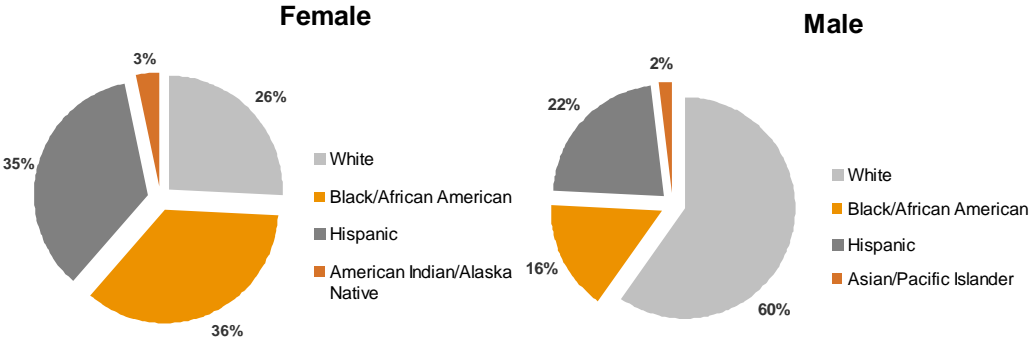


# Denver, Colorado Denver County

## Sexually Transmitted Infection Total Incidence Rates per 100,000

AIDS	11.0
Chlamydia	396.0
Gonorrhea	92.9
Syphilis	1.9

### AIDS Cases by Sex, Race and Ethnicity



### Chlamydia and Gonorrhea Cases by Sex

