

# LOCAL PROFILE

## Des Moines, Iowa Polk County, Warren County

**Population (MSA<sup>1</sup>): 534,659**

**Population (City of Des Moines): 193,886**

### City Population by Race and Ethnicity

White	82.3%
Black/African American	8.1%
Hispanic/Latin American	6.6%
Asian	3.5%
American Indian, Alaska Native	0.4%

### Government Structure

The **City of Des Moines** is the county seat of **Polk County**, although a small portion of the city extends into **Warren County**. Des Moines has a council-manager form of government.

The Mayor and City Council form the legislative branch of government and are responsible for setting policy and approving the budget. The Council is composed of six Council Members, four of whom are elected from each ward of the city and two of whom are elected at-large. The Mayor, who is elected in a city-wide vote, is the chief executive officer and representative of the city. The Council appoints a City Manager, who is the administrative head of the city government and is responsible for implementing the policies of the Council.

The Polk County Health Department provides public health services for the City of Des Moines. The Polk County Board of Supervisors, the five member elected policy-making body for the county, also serves as the Polk County Board of Health and appoints members to the Board of Health Advisory Committee. The Board of Health Advisory Committee provides guidance to the Board of Health and Board of Supervisors on health-related regulations and policy.

[1] Metropolitan Statistical Area – Des Moines-West Des Moines, IA



## Des Moines, Iowa Polk County

Total number of women aged 13-44: 92,730

Women needing contraceptive services and supplies: 50,810

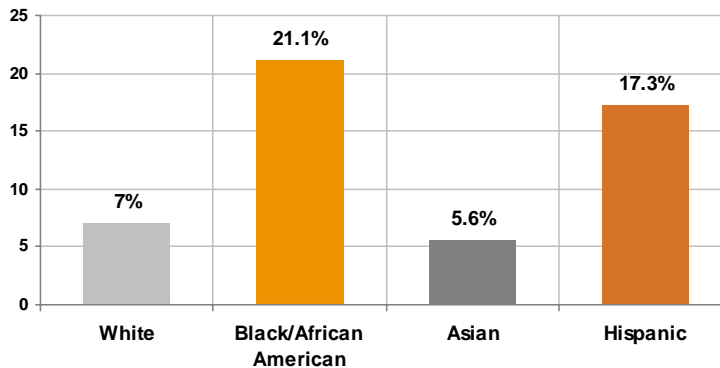
### Birth Outcomes

Infant mortality, rate per 1,000 live births	5.1
Low birthweight	5.0%

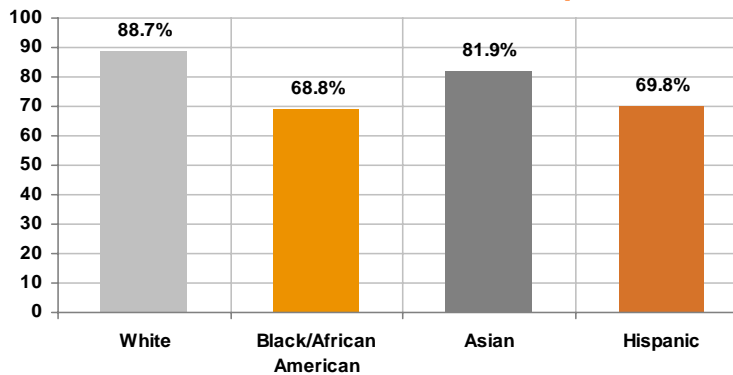
### Cervical Cancer

Percent of women receiving regular Pap testing	91.8%
Cervical cancer, rate per 100,000	8.5

### Share of Births to Teenage Mothers by Race and Ethnicity



### Share of Mothers That Received Adequate Prenatal Care by Race and Ethnicity

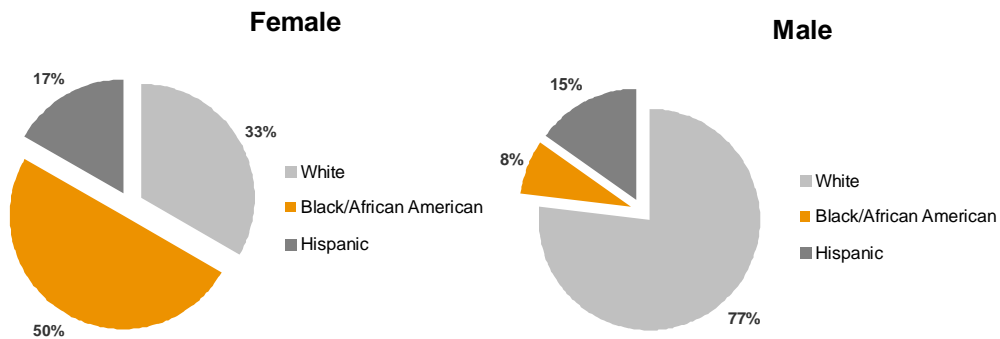


## Des Moines, Iowa Polk County

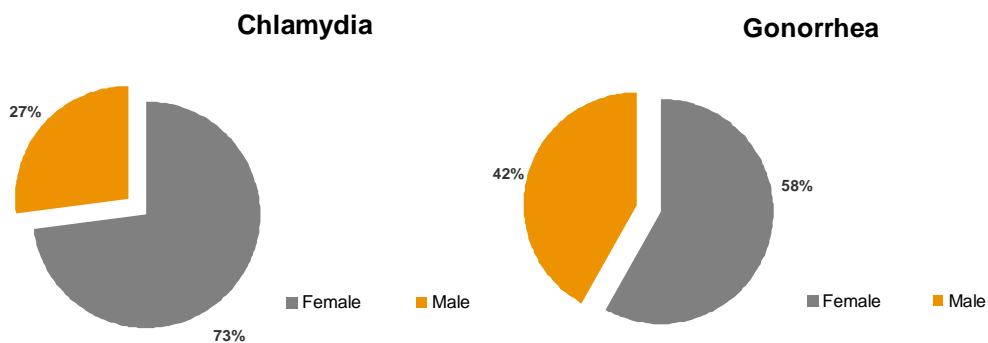
### Sexually Transmitted Infection Total Incidence Rates per 100,000<sup>1</sup>

AIDS <sup>2</sup>	4.8
Chlamydia	289.8
Gonorrhea	64.7
Syphilis	2.2

### AIDS Cases by Sex, Race and Ethnicity



### Chlamydia and Gonorrhea Cases by Sex<sup>3</sup>



[1] Due to unavailability of local data, figures reflect 2007 chlamydia, gonorrhea, and syphilis rates for state of Iowa. Sexually Transmitted Diseases Surveillance, 2007. Centers for Disease Control and Prevention. <http://www.cdc.gov/std/stats07/tables.htm>

[2] Figure reflects AIDS rate for Metropolitan Statistical Area of Des Moines, IA. Cases of HIV Infection and AIDS in the United States and Dependent Areas, 2007. Centers for Disease Control and Prevention. <http://www.cdc.gov/hiv/topics/surveillance/resources/reports/2007report/table17.htm>

[3] Figures reflect data for state of Iowa. Sexually Transmitted Diseases Surveillance, 2007. Centers for Disease Control and Prevention