

# LOCAL PROFILE

## Detroit, Michigan Wayne County

**Population (MSA<sup>1</sup>): 2,009,204**

**Population (City of Detroit): 871,121**

### City Population by Race and Ethnicity

White	12.3%
Black/African American	81.6%
Hispanic/Latin American	5.0%
Asian	1.0%
American Indian, Alaska Native	0.3%

### Government Structure

**Detroit**, the county seat of **Wayne County**, is a charter city with a strong mayor-council form of government. The City Council consists of nine Council Members elected at-large on a non-partisan ballot. The Mayor and a City Clerk are also elected on a city-wide basis. The City Council elects one Member to become President of the Council. The Council approves the Mayor's proposed city budget and departmental appointments, while the Mayor has the power to veto any ordinances passed by the Council.

The legislative branch of Wayne County government is the Wayne County Commission. Composed of 15 commissioners elected by districts, the Commission is responsible for adopting a budget and enacting county ordinances. An elected County Executive serves as the executive and administrative head of the county and oversees county departments.

The Detroit Department of Health and Wellness Promotion, the tenth largest public health department in the nation, is responsible for public health services in the city. The Department is headed by a Health Officer and Director.

[1] Metropolitan Statistical Area – Detroit-Livonia-Dearborn, MI



## Detroit, Michigan Wayne County

Total number of women aged 13-44: 438,320

Women needing contraceptive services and supplies: 236,090

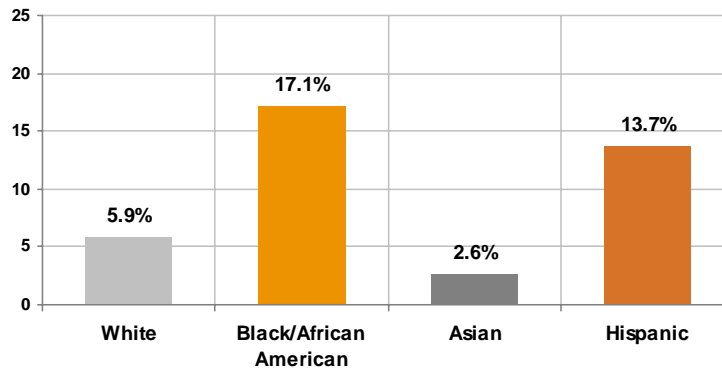
### Birth Outcomes

Infant mortality, rate per 1,000 live births	11.7
Low birthweight	6.8%

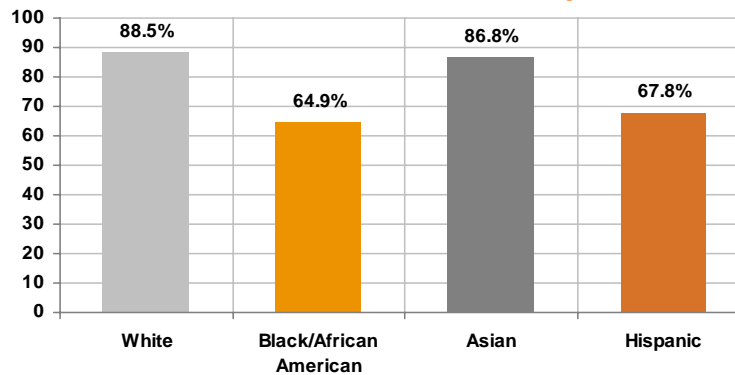
### Cervical Cancer

Percent of women receiving regular Pap testing	87.5%
Cervical cancer, rate per 100,000	10.2

### Share of Births to Teenage Mothers by Race and Ethnicity



### Share of Mothers That Received Adequate Prenatal Care by Race and Ethnicity

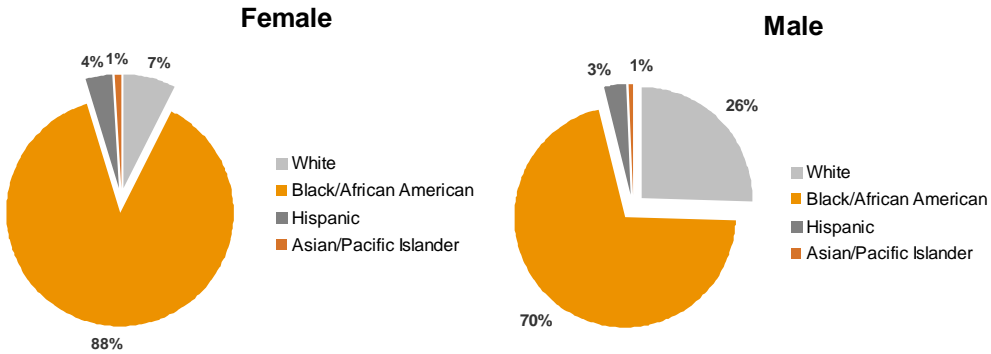


# Detroit, Michigan Wayne County

## Sexually Transmitted Infection Total Incidence Rates per 100,000

AIDS	14.8
Chlamydia	401.3
Gonorrhea	191.4
Syphilis	2.0

## AIDS Cases by Sex, Race and Ethnicity



## Chlamydia and Gonorrhea Cases by Sex

