

LOCAL PROFILE

Fort Collins, Colorado Larimer County

Population (MSA¹): 280,944

Population (City of Fort Collins): 129,467

City Population by Race and Ethnicity

White	89.6%
Black/African American	1.0%
Hispanic/Latin American	8.8%
Asian	2.5%
American Indian, Alaska Native	0.6%
Native Hawaiian and Other Pacific Islander	0.1%

Government Structure

The **City of Fort Collins**, county seat of **Larimer County**, is a home-rule municipality with a council-manager form of government. The City Council is composed of six Council Members who represent six districts, and a Mayor who is elected at-large. The Council serves as the community's legislative body and appoints the City Manager, who is the chief executive officer of the city and is responsible for the implementation of policy decisions, legislative actions, and the overall management of city operations.

The Larimer Board of County Commissioners manages the affairs of the county and oversees the organization and budgeting of all county programs. The County Manager serves as the chief operating official of the county.

The Larimer County Health Department is the official public health agency for Larimer County. The Department is led by a Public Health Director and governed by a five member Board of Health made up of Larimer County citizens who are appointed by the Board of County Commissioners. State statutes define the roles and authorities of the Commissioners, the Board of Health, the Public Health Director, and the Department in protecting the public's health. In addition, many of the statutory responsibilities of the Colorado State Health Department are delegated to the County Health Department.

[1] Metropolitan Statistical Area – Fort Collins-Loveland, CO



Fort Collins, Colorado Larimer County

Total number of women aged 13-44: 65,630

Women needing contraceptive services and supplies: 39,040

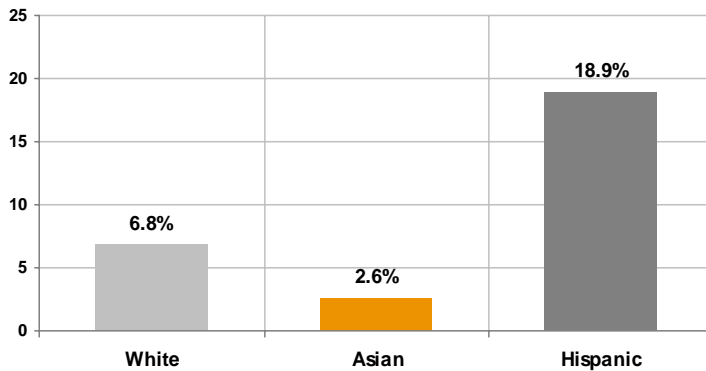
Birth Outcomes

Infant mortality, rate per 1,000 live births	4.9
Low birthweight	5.4%

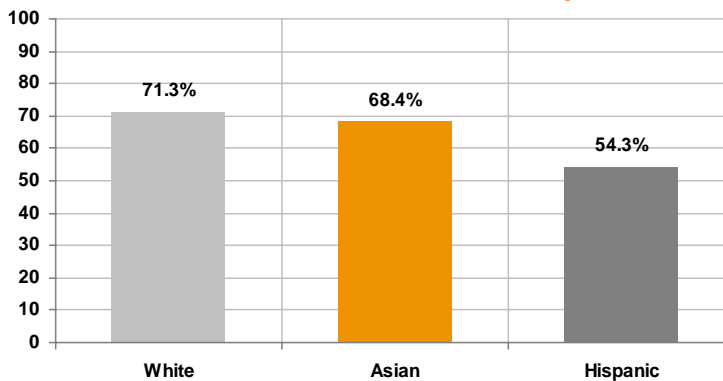
Cervical Cancer

Percent of women receiving regular Pap testing ¹	84.0%
Cervical cancer, rate per 100,000	6.5

Share of Births to Teenage Mothers by Race and Ethnicity



Share of Mothers That Received Adequate Prenatal Care by Race and Ethnicity



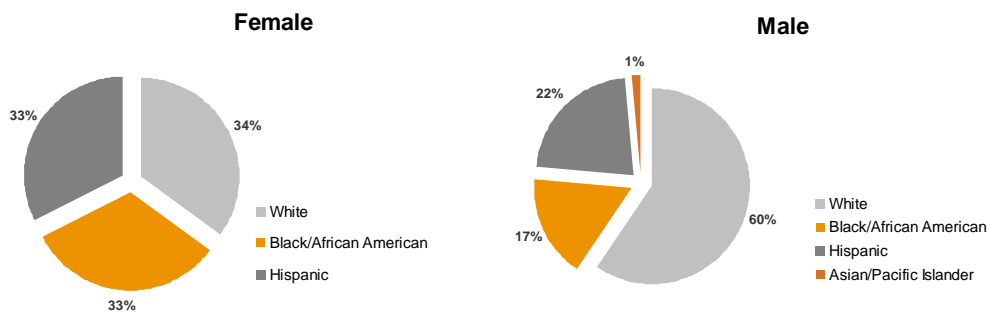
[1] Due to unavailability of local data, figure reflects 2008 data for state of Colorado. Prevalence and Trends Data, Behavioral Risk Factor Surveillance System, Centers for Disease Control and Prevention, <http://apps.nccd.cdc.gov/brfss/display.asp?cat=WH&yr=2008&qkey=4426&state=CO>

Fort Collins, Colorado Larimer County

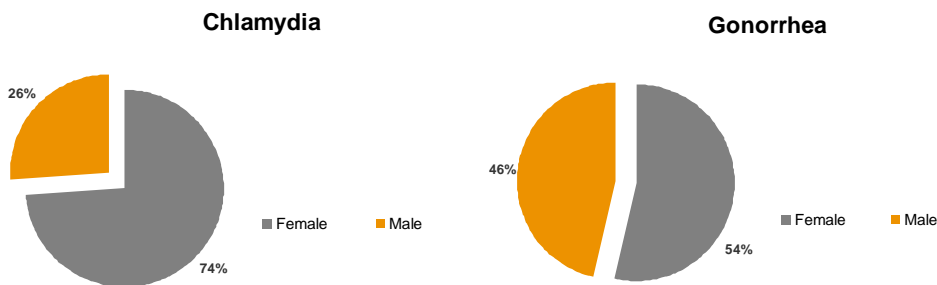
Sexually Transmitted Infection Total Incidence Rates per 100,000

AIDS ¹	7.3
Chlamydia ²	225
Gonorrhea ³	25
Syphilis ⁴	3.3

AIDS Cases by Sex, Race and Ethnicity⁵



Chlamydia and Gonorrhea Cases by Sex⁶



[1] Due to unavailability of local data, figure reflects state rate. HIV/AIDS Surveillance Reports, Centers for Disease Control and Prevention, <http://www.cdc.gov/hiv/topics/surveillance/resources/reports/index.htm>

[2] Figure reflects rate for Larimer County. 2004 and 2005 Sexually Transmitted Disease Surveillance Report, The Colorado Department of Public Health and Environment Disease Control and Environmental Epidemiology HIV/STD Surveillance Program, http://www.cdphe.state.co.us/dc/HIVandSTD/HIV_STDSurv/0405SurvReport.pdf

[3] Figure reflects rate for Larimer County. 2004 and 2005 Sexually Transmitted Disease Surveillance Report, The Colorado Department of Public Health and Environment Disease Control and Environmental Epidemiology HIV/STD Surveillance Program

[4] Figure reflects state rate. Kaiser State Health Facts, <http://statehealthfacts.kff.org/profileind.jsp?ind=107&cat=2&rgn=7&print=1>

[5] Due to unavailability of local data, figures reflect 2004 data for state of Colorado. HIV/AIDS Surveillance Supplemental Report - Volume 12, Number 2, Centers for Disease Control and Prevention, http://www.cdc.gov/hiv/topics/surveillance/resources/reports/2006supp_vol12no2/default.htm

[6] Figures reflect 2007 data for state of Colorado. Sexually Transmitted Diseases Surveillance, 2007, Centers for Disease Control and Prevention, <http://www.cdc.gov/std/stats07/tables.htm>

