

LOCAL PROFILE

Gainesville, Florida Alachua County

Population (MSA¹): 252,915

Population (City of Gainesville): 108,655

City Population by Race and Ethnicity

White	68.4%
Black/African American	23.2%
Hispanic/Latin American	6.4%
Asian	4.5%
American Indian, Alaska Native	0.3%

Government Structure

The **City of Gainesville** has a council-manager form of government. The City Commission is comprised of seven members: four Commissioners elected from the city's four districts, two at-large Commissioners, and the Mayor. The Mayor and Commission approve ordinances and resolutions. The City Manager is the administrative head of the city and manages all city departments in addition to being responsible for the enforcement of all city laws and ordinances.

Gainesville is the county seat for **Alachua County**. Alachua County is run by a Board of County Commissioners, which consists of five Commissioners; each is elected from one of the County's five districts. Most public health services are provided through the Alachua County Health Department, which is overseen by the Florida Department of Health and the Deputy State Health Officer.

[1] Metropolitan Statistical Area – Gainesville, FL

Government Structure Sources:

<http://www.cityofgainesville.org/GOVERNMENT/tabid/73/Default.aspx>

<http://www.cityofgainesville.org/GOVERNMENT/MayorCityCommission/tabid/362/Default.aspx>

<http://www.cityofgainesville.org/GOVERNMENT/CityManager/tabid/356/Default.aspx>

<http://www.municode.com/Resources/gateway.asp?pid=10819&sid=9>

http://www.doh.state.fl.us/Planning_eval/phealth/services.htm

<http://www.doh.state.fl.us/chdAlachua/>



Gainesville, Florida Alachua County

Total number of women aged 13-44: 60,450

Women needing contraceptive services and supplies: 35,200

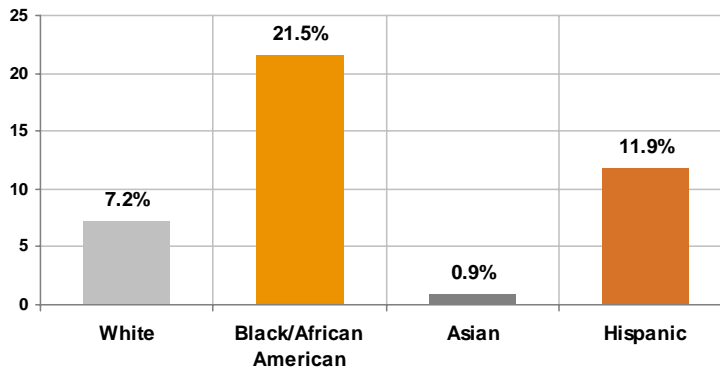
Birth Outcomes

Infant mortality, rate per 1,000 live births	13.1
Low birthweight	7.1%

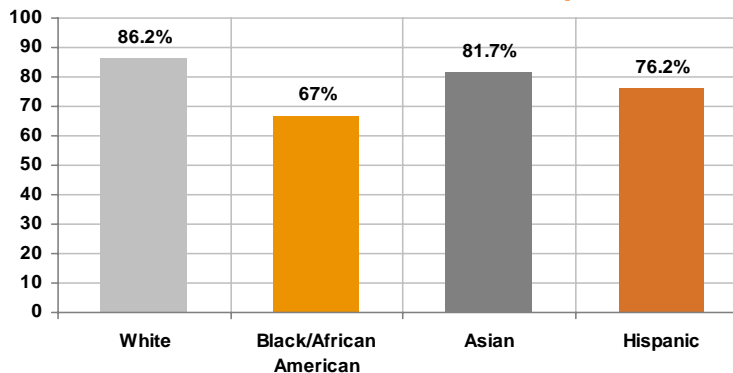
Cervical Cancer

Percent of women receiving regular Pap testing ¹	83.3%
Cervical cancer, rate per 100,000	7.9

Share of Births to Teenage Mothers by Race and Ethnicity



Share of Mothers That Received Adequate Prenatal Care by Race and Ethnicity



[1] Due to unavailability of local data, figure reflects 2008 data for state of Florida. CDC, Behavioral Risk Factor Surveillance System (BRFSS), Selected Metropolitan/Micropolitan Area Risk Trends (SMART), <http://apps.nccd.cdc.gov/brfss/display.asp?yr=2008&cat=WH&qkey=4426&state=FL>

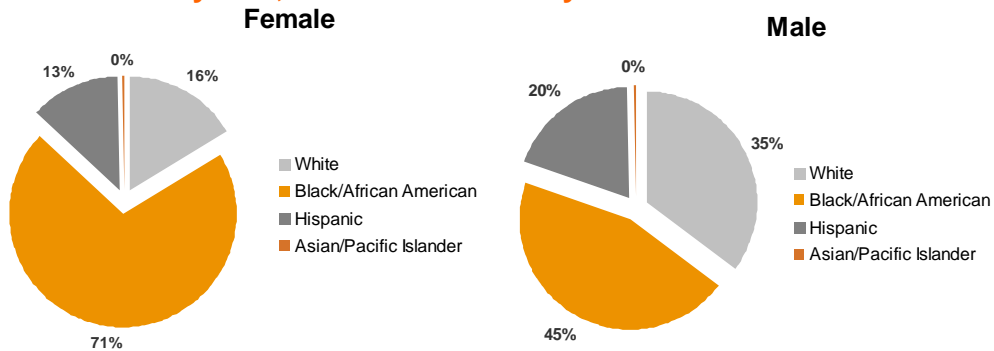
Gainesville, Florida

Alachua County

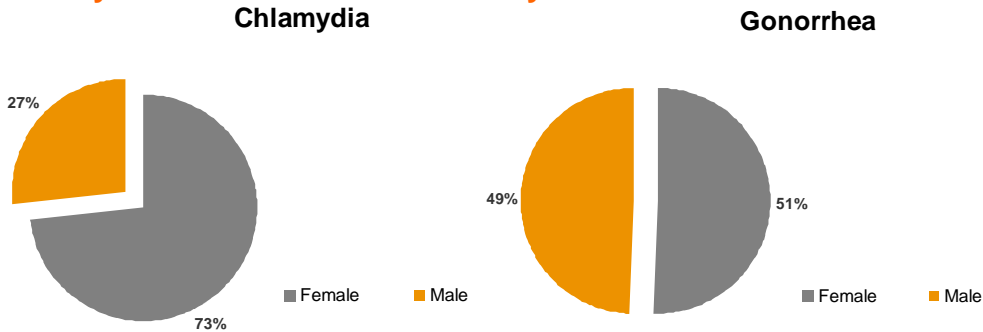
Sexually Transmitted Infection Total Incidence Rates per 100,000¹

AIDS ²	39.8
Chlamydia	318.3
Gonorrhea	129.0
Syphilis	21.7

AIDS Cases by Sex, Race and Ethnicity³



Chlamydia and Gonorrhea Cases by Sex⁴



[1] Due to unavailability of local data, figures reflect chlamydia, gonorrhea, and syphilis rates for state of Florida. Sexually Transmitted Diseases Surveillance, 2007. Centers for Disease Control and Prevention. <http://www.cdc.gov/std/stats07/tables.htm>

[2] Figure reflects 2004 rate for state of Florida. HIV/AIDS Surveillance Supplemental Report - Volume 12, Number 2, Department of Health and Human Services, Center for Disease Control and Prevention. http://www.cdc.gov/hiv/topics/surveillance/resources/reports/2006supp_vol12no2/default.htm

[3] Figures reflect 2004 data for state of Florida. HIV/AIDS Surveillance Supplemental Report - Volume 12, Number 2, Centers for Disease Control and Prevention

[4] Figures reflect 2007 data for state of Florida. Sexually Transmitted Diseases Surveillance, 2007. Centers for Disease Control and Prevention. <http://www.cdc.gov/std/stats07/tables.htm>