

LOCAL PROFILE

Indianapolis, Indiana Marion County

Population (MSA¹): 1,668,248

Population (City of Indianapolis): 785,597

City Population by Race and Ethnicity

White	69.1%
Black/African American	25.5%
Hispanic/Latin American	3.9%
Asian	1.4%
American Indian, Alaska Native	0.3%

Government Structure

Indianapolis, the county seat of **Marion County**, functions under a consolidated city-county government known as Unigov. Under Unigov, many functions of the city and county governments are consolidated, although some remain separate. The city has a mayor-council form of government, with the Mayor acting as chief executive of both the City of Indianapolis and Marion County. The City Council and County Council combined to form the 29 member City-County Council, which is the legislative branch of local government and is responsible for adopting budgets, levying taxes, and authorizing financial appropriations to fund city and county operations, as well as enacting, repealing, or amending local laws. Twenty-five Council Members are elected by districts and four Council Members are elected at-large.

The Health and Hospital Corporation of Marion County operates the Marion County Health Department. The Corporation is governed by a seven member Board of Trustees whose members are appointed by the Mayor of Indianapolis, the City-County Council and the County Commissioners. The Board has the authority to make and adopt appropriate ordinances.

[1] Metropolitan Statistical Area – Indianapolis-Carmel, IN



Indianapolis, Indiana Marion County

Total number of women aged 13-44: 195,370

Women needing contraceptive services and supplies: 107,530

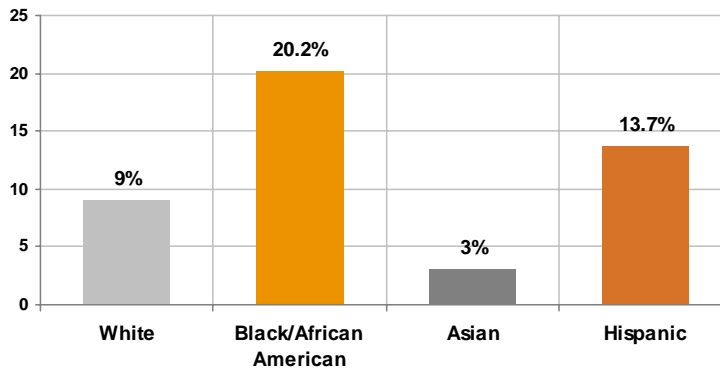
Birth Outcomes

Infant mortality, rate per 1,000 live births	7.9
Low birthweight	6.1%

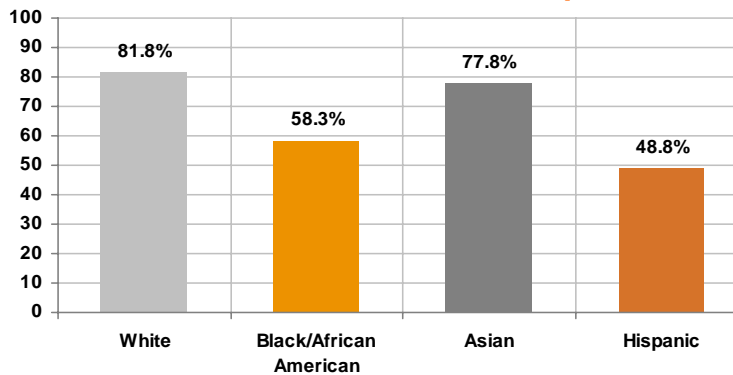
Cervical Cancer

Percent of women receiving regular Pap testing	83.6%
Cervical cancer, rate per 100,000	8.6

Share of Births to Teenage Mothers by Race and Ethnicity



Share of Mothers That Received Adequate Prenatal Care by Race and Ethnicity

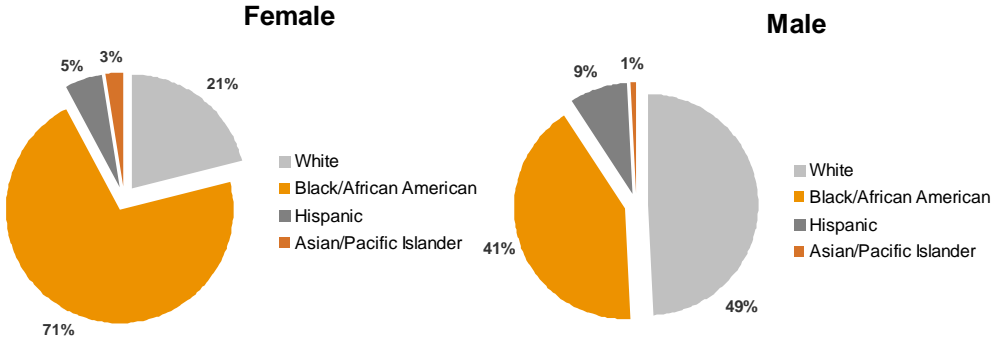


Indianapolis, Indiana Marion County

Sexually Transmitted Infection Total Incidence Rates per 100,000

AIDS	7.1
Chlamydia	490.6
Gonorrhea	272.7
Syphilis	1.6

AIDS Cases by Sex, Race and Ethnicity



Chlamydia and Gonorrhea Cases by Sex

