

LOCAL PROFILE

Jackson, Mississippi Hinds County

Population (MSA¹): 530,531

Population (City of Jackson): 176,614

City Population by Race and Ethnicity:

| | |
|--------------------------------|-------|
| White | 27.8% |
| Black/African American | 70.6% |
| American Indian, Alaska Native | 0.1% |
| Asian | 0.6% |
| Hispanic/Latin American | 0.8% |

Government Structure

The **City of Jackson** is the state capital Mississippi and one of two county seats for **Hinds County**. Jackson has a mayor-council form of government. It is governed by a mayor, who is elected at-large, and a seven member City Council, whose members are elected through ward elections. The Council is responsible for policy-making and legislating. A five member Board of Supervisors governs Hinds County.

An 11 member board governs the Mississippi State Department of Health. The board's main responsibilities include appointing a state health officer, approving the Department's rules and regulations, and providing policy direction. Mississippi is divided into nine public health districts. The Hinds County Health Department, which lies in district five, provides family planning, maternity, perinatal, and breast and cervical cancer services.

[1] Metropolitan Statistical Area – Jackson, MS



Jackson, Mississippi Hinds County

Total number of women aged 13-44: 58,000

Women needing contraceptive services and supplies: 30,690

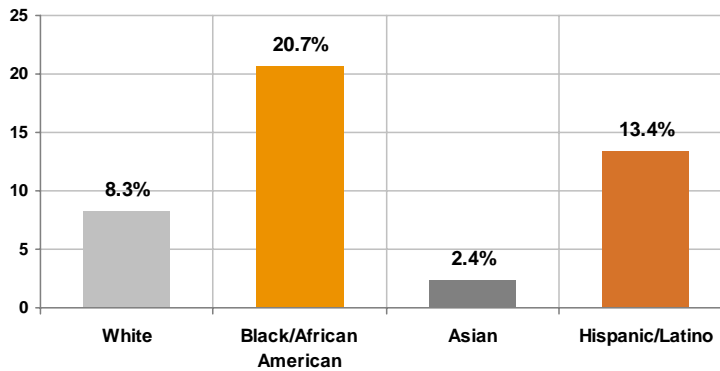
Birth Outcomes

| | |
|--|-------|
| Infant mortality, rate per 1,000 live births | 10.1 |
| Low birthweight | 10.0% |

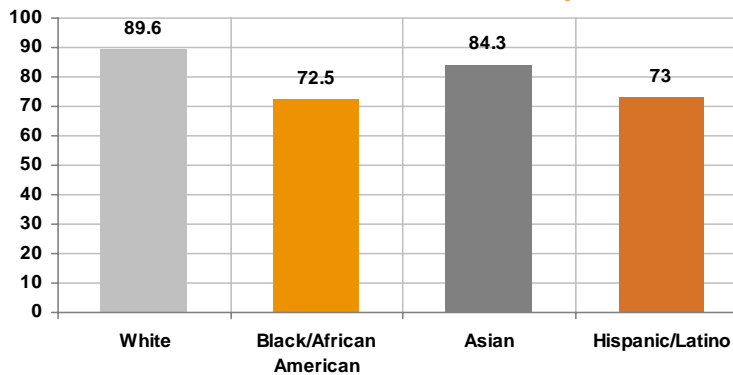
Cervical Cancer

| | |
|--|-------|
| Percent of women receiving regular Pap testing | 88.1% |
| Cervical cancer, rate per 100,000 (Mississippi) ¹ | 9.2 |

Share of Births to Teenage Mothers by Race and Ethnicity



Share of Mothers That Received Adequate Prenatal Care by Race and Ethnicity



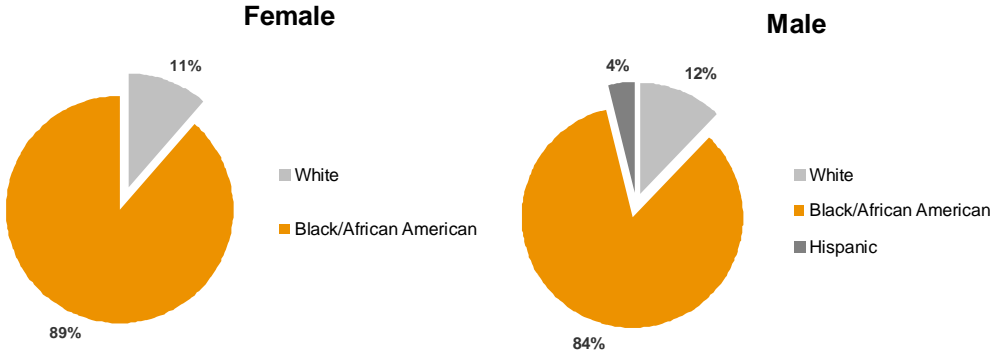
[1] Kaiser State Health Facts,
<http://statehealthfacts.org/comparetable.jsp?ind=473&cat=10&sub=112&yr=59&typ=3&sort=a>

Jackson, Mississippi Hinds County

Sexually Transmitted Infection Total Incidence Rates per 100,000¹

| | |
|-----------|-------|
| AIDS | 26 |
| Chlamydia | 745.1 |
| Gonorrhea | 285.7 |
| Syphilis | 4.6 |

AIDS Cases by Sex, Race and Ethnicity



[1] Due to the unavailability of local data, statistics for chlamydia, gonorrhea, and syphilis reflect Mississippi state rates. Sexually Transmitted Diseases Surveillance, 2007, Center for Disease Control, <http://www.cdc.gov/std/stats07/tables.htm>