

LOCAL PROFILE

Laramie, Wyoming Albany County

Population (MSA¹): 32,613

Population (City of Laramie): 25,688

City Population by Race and Ethnicity

White	90.8%
Black/African American	1.2%
Hispanic/Latin American	7.9%
Asian	1.9%
American Indian, Alaska Native	0.9%
Native Hawaiian and Other Pacific Islander	0.1%

Government Structure

The **City of Laramie** operates under a council/manager form of government. The City Council consists of nine members: seven elected from individual wards and two elected at-large. The Mayor and the Vice-Mayor are selected by the Council every two years. The City Manager is the chief executive officer of the city and is responsible for implementing policy decisions and legislative actions taken by the City Council.

Laramie is the county seat of **Albany County**, which is governed by a three member County Commission. The Albany County Public Health Department provides health services and programs to the city of Laramie.

[1] Metropolitan Statistical Area – Laramie, WY



Laramie, Wyoming Albany County

Total number of women aged 13-44: 7,890

Women needing contraceptive services and supplies: 5,010

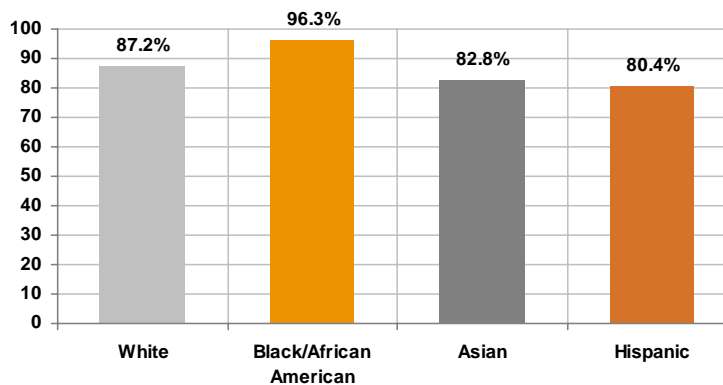
Birth Outcomes

Infant mortality, rate per 1,000 live births ¹	6.4
Low birthweight ²	9.0%
Teenage births, rate per 1,000 female ages 15-19 ³	18.0

Cervical Cancer

Percent of women receiving regular Pap testing ⁴	81.2%
Cervical cancer, rate per 100,000 ⁵	9.6

Share of Mothers That Received Prenatal Care in First Trimester by Race and Ethnicity⁶



[1] Due to unavailability of local data, figure reflects rate for state of Wyoming. Comprehensive Assessment of Maternal and Child Health Needs, 2006-2010, Wyoming Department of Health, <http://wdh.state.wy.us/Media.aspx?mediaId=1414>

[2] Figure reflects 2003 data for the state of Wyoming, Comprehensive Assessment of Maternal and Child Health Needs, 2006-2010, Wyoming Department of Health

[3] Figure reflects Albany County rate, Comprehensive Assessment of Maternal and Child Health Needs, 2006-2010, Wyoming Department of Health

[4] Figure reflects state data, Wyoming Behavior Risk Factor Surveillance, Wyoming Department of Health, <http://wdh.state.wy.us/brfss/brfss/brfssdata.aspx>

[5] Figure reflects rate for state of Wyoming

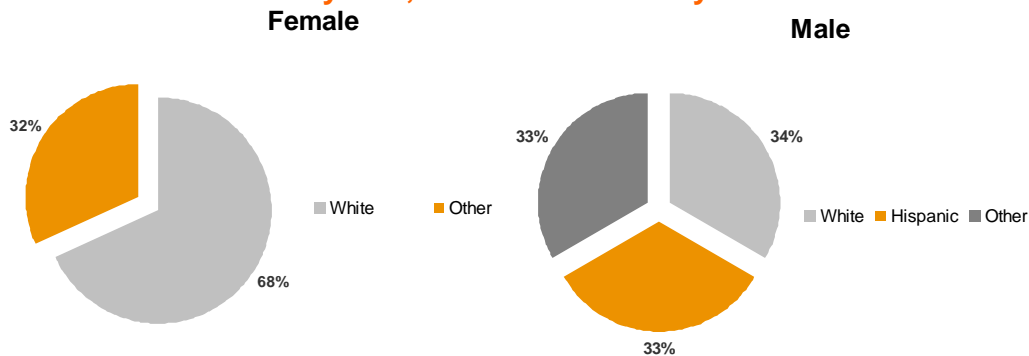
[6] Figure reflects 2003 data for the state of Wyoming, Comprehensive Assessment of Maternal and Child Health Needs, 2006-2010, Wyoming Department of Health

Laramie, Wyoming Albany County

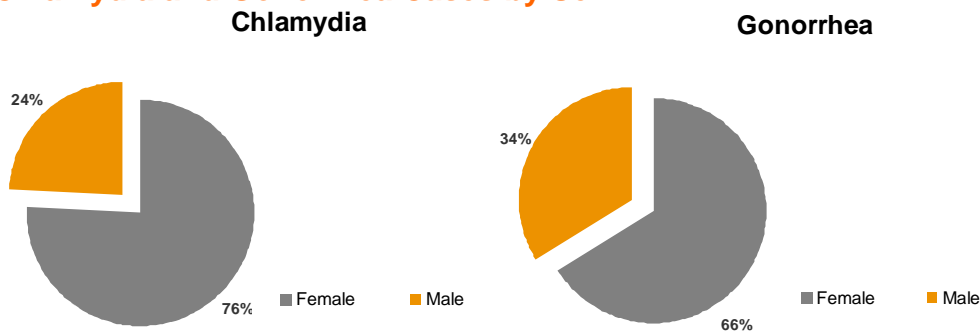
Sexually Transmitted Infection Total Incidence Rates per 100,000¹

AIDS ²	3.6
Chlamydia	232.4
Gonorrhea	15.7
Syphilis	1.2

HIV Disease Cases by Sex, Race and Ethnicity³



Chlamydia and Gonorrhea Cases by Sex⁴



[1] Due to unavailability of local data, figures reflect 2007 rates for state of Wyoming
 [2] Figure reflects 2004 rate for state of Wyoming. Integrated Epidemiologic Profile for HIV/AIDS Prevention, Care and Planning, Wyoming 2006, Wyoming Department of Health, <http://wdh.state.wy.us/Media.aspx?mediald=1391>
 [3] Figures reflect 2001-2005 data for state of Wyoming. Number of cases includes all newly reported HIV infected individuals by the date of first report (HIV or AIDS) in state of Wyoming. Integrated Epidemiologic Profile for HIV/AIDS Prevention, Care and Planning, Wyoming 2006, Wyoming Department of Health
 [4] Figures reflect state incidence. Reported STD by Patient Gender and Age, Wyoming Department of Health, <http://wdh.state.wy.us/phsd/std/2004.html>

