

# LOCAL PROFILE

## Little Rock, Arkansas Pulaski County

**Population (MSA<sup>1</sup>): 656,613**

**Population (City of Little Rock): 184,422**

### City Population by Race and Ethnicity:

White	55.1%
Black/African American	40.4%
American Indian, Alaska Native	0.3%
Asian	1.7%
Hispanic/Latin American	2.7%

### Government Structure

The **City of Little Rock**, the capital city of Arkansas and county seat of **Pulaski County**, has a council-manager form of government. A mayor and 10 member Board of Directors govern Little Rock. The Board of Directors serves as the city's legislative body, and hires a city manager to oversee the delivery of public services. Seven board members are elected from specific wards, while three members are elected at-large. A county judge and 15 member Quorum Court are responsible for governing Pulaski County. Quorum Court members, who are elected through district elections, make up the county's legislative body. The county judge, who serves as the county government's chief executive officer, administers the Quorum Court's ordinances. The judge presides over Quorum Court meetings, where he or she has veto power, but no vote.

Arkansas is divided into five public health regions, and each regional office is composed of county health units. Pulaski County, which is located in the Central public health region, has five county health units. The Arkansas State Board of Health creates public health and safety rules. The Department of Health, under the oversight of a director and state health officer, implements the Board's regulations.

[1] Metropolitan Statistical Area – Little Rock-North Rock, AR



# Little Rock, Arkansas Pulaski County

Total number of women aged 13-44: 79,180

Women needing contraceptive services and supplies: 41,710

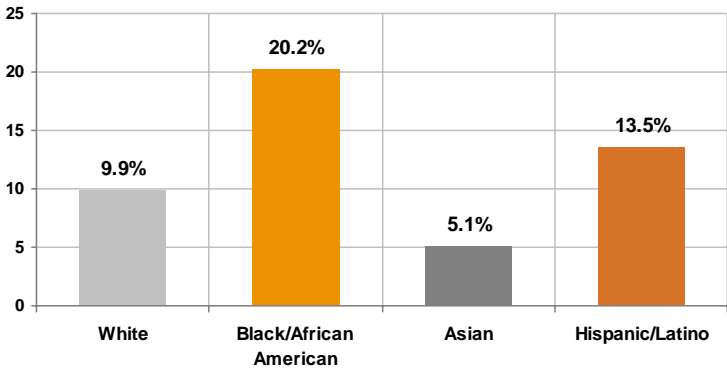
### Birth Outcomes

Infant mortality, rate per 1,000 live births	9.4
Low birthweight	7.4%

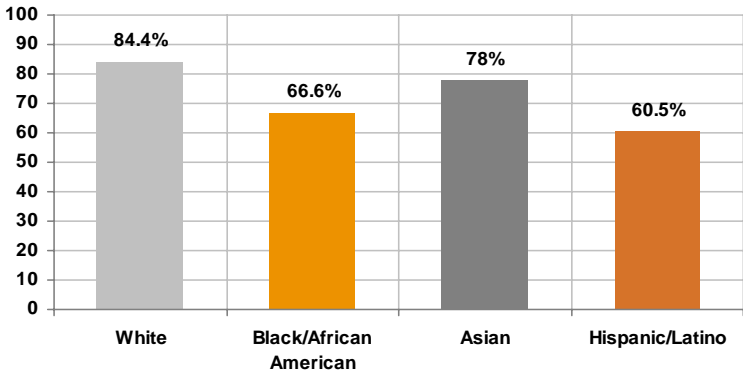
### Cervical Cancer

Percent of women receiving regular Pap testing	84.9%
Cervical cancer, rate per 100,000	9.8

### Share of Births to Teenage Mothers by Race and Ethnicity



### Share of Mothers That Received Adequate Prenatal Care by Race and Ethnicity

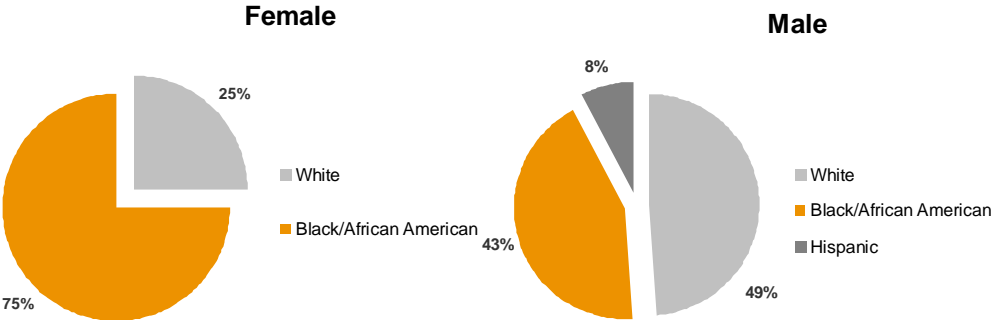


# Little Rock, Arkansas Pulaski County

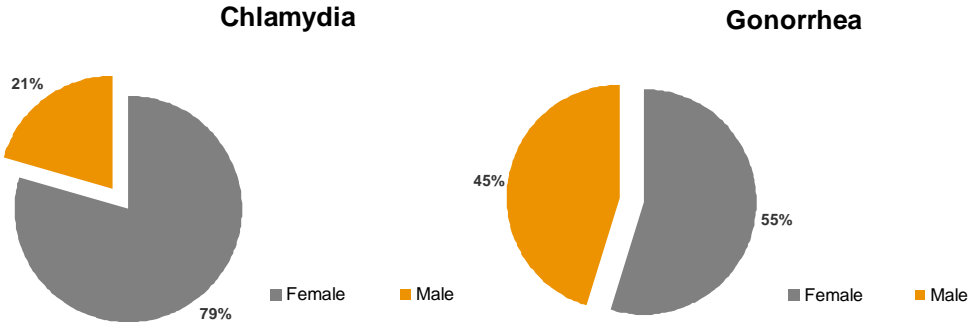
## Sexually Transmitted Infection Total Incidence Rates per 100,000<sup>1</sup>

AIDS	11.1
Chlamydia	567.58
Gonorrhea	270.1
Syphilis	19.53

## AIDS Cases by Sex, Race and Ethnicity



## Chlamydia and Gonorrhea Cases by Sex<sup>2</sup>



[1] Chlamydia, gonorrhea, and syphilis rates reflect incidence in Pulaski County. Arkansas Department of Health STD Quarterly Statistic [http://www.healthylarkansas.com/stats/std/92\\_033109stdstats.pdf](http://www.healthylarkansas.com/stats/std/92_033109stdstats.pdf)  
 [2] Figures reflect incidence in Pulaski County. Arkansas Department of Health STD Quarterly Statistics