

# LOCAL PROFILE

## Los Angeles, California Los Angeles County

**Population (MSA<sup>1</sup>): 9,826,493**

**Population (City of Los Angeles): 3,849,378**

### City Population by Race and Ethnicity

White	46.9%
Black/African American	11.2%
Hispanic/Latin American	46.5%
Asian	10.0%
American Indian, Alaska Native	0.8%
Native Hawaiian and other Pacific Islander	0.2%

### Government Structure

The **City of Los Angeles** has a mayor-council form of government. The city's Mayor, who is elected at-large, appoints city department managers, submits proposals and recommendations to the City Council and approves, vetoes, and enforces the Council's city ordinances. The City Council, whose 15 members represent the city's 15 districts, enacts ordinances, and confirms or rejects the Mayor's department appointments. Council Members are organized into 15 specialized committees that submit reports and recommendations to the larger Council. Each City Council member must serve as the chair of one committee and a member of two others.

**Los Angeles County** is governed by a five member Board of Supervisors. Apart from the elected positions of Assessor, District Attorney, and Sheriff, the Board appoints the heads of all departments and is responsible for providing many services, including public health, social services, law enforcement, and elections. Los Angeles County is home to 88 cities, all of which contract various municipal services from the county.

The Los Angeles Department of Health Services and Department of Public Health are responsible for the health administration in Los Angeles. The Department of Health Services operates four hospitals, each of which is affiliated with one of the city's medical schools. The Department of Public Health provides Los Angeles County residents with services ranging from family planning assistance to disease treatment and prevention. The Director of the Department of Public Health oversees all public health functions, including disease control and surveillance.

[1] Metropolitan Statistical Area – Los Angeles-Long Beach-Glendale, CA



## Los Angeles, California Los Angeles County

Total number of women aged 13-44: 2,333,000

Women needing contraceptive services and supplies: 1,306,360

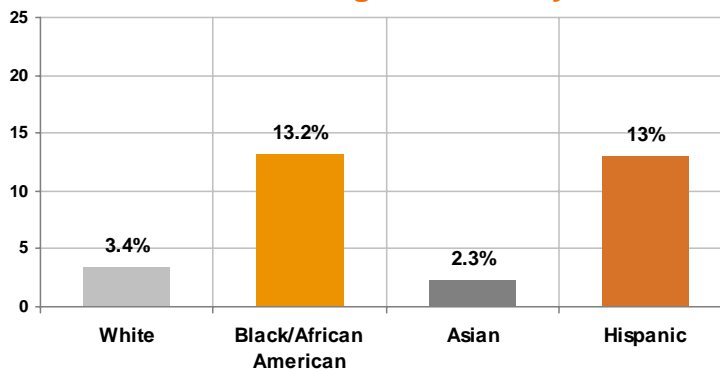
### Birth Outcomes

Infant mortality, rate per 1,000 live births	5.5
Low birthweight	5.3%

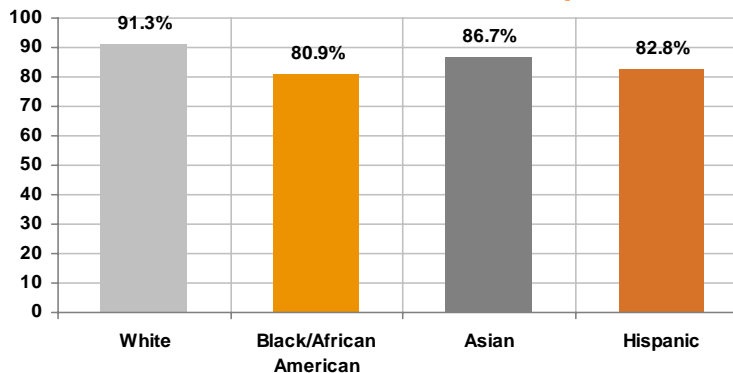
### Cervical Cancer

Percent of women receiving regular Pap testing	83.7%
Cervical cancer, rate per 100,000	10.9

### Share of Births to Teenage Mothers by Race and Ethnicity



### Share of Mothers That Received Adequate Prenatal Care by Race and Ethnicity

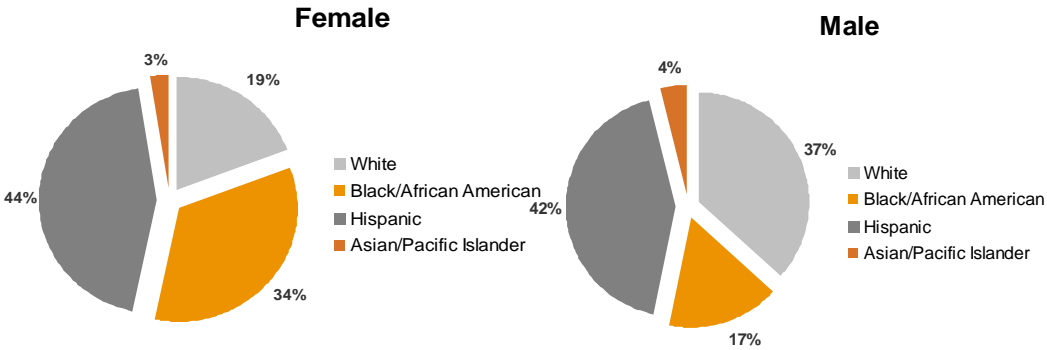


# Los Angeles, California Los Angeles County

## Sexually Transmitted Infection Total Incidence Rates per 100,000

AIDS	16.6
Chlamydia	404.3
Gonorrhea	85.4
Syphilis	8.2

## AIDS Cases by Sex, Race and Ethnicity



## Chlamydia and Gonorrhea Cases by Sex

