

LOCAL PROFILE

Miami, Florida Miami-Dade County

Population (MSA¹): 2,376,421

Population (City of Miami): 404,048

City Population by Race and Ethnicity:

White	66.6%
Black/African American	22.3%
American Indian, Alaska Native	0.2%
Asian	0.7%
Hispanic/Latin American	65.8%
Native Hawaiian, and Other Pacific Islander	0.0%

Government Structure

The **City of Miami**, the county seat for **Miami-Dade County**, operates under a “two-tier federation” form of government. The city government constitutes the “lower tier,” providing police and fire protection, zoning and code enforcement, and other typical city services; the county government constitutes the “upper tier,” which includes services such as emergency management, public housing, environmental services, and health care services.

The City of Miami has a mayor-commissioner system of government. Miami is governed by five city commissioners, each representing a city district, and a mayor. The City Commission is the legislative body of the government and is responsible for ordinances and policy-making. The city mayor appoints the city manager, who is the city’s chief administrative officer. The mayor has veto power over the City Commission’s legislative actions.

Miami-Dade County is governed by an executive county mayor and a 13 member Board of County Commissioners. The Board of County Commissioners, whose members are elected through district elections, is the governing body of the county government. The county mayor is responsible for the daily functions of the government and also has veto power over the County Commission action items. The Miami-Dade County Health Department is a local branch of the Florida Department of Health. The Health Department is run by a chief administrator and is under the jurisdiction of the Florida surgeon general. County health departments can develop policy at the community level to provide public health services and programs to their citizens.

[1] Metropolitan Statistical Area – Miami Division-Miami-Miami Beach-Kendall, FL



Miami, Florida

Miami-Dade County

Total number of women aged 13-44: 532,040

Women needing contraceptive services and supplies: 274,740

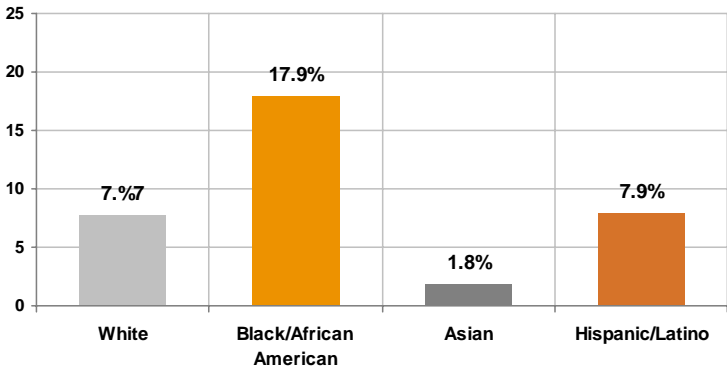
Birth Outcomes

Infant mortality, rate per 1,000 live births	6.0
Low birthweight	6.4%

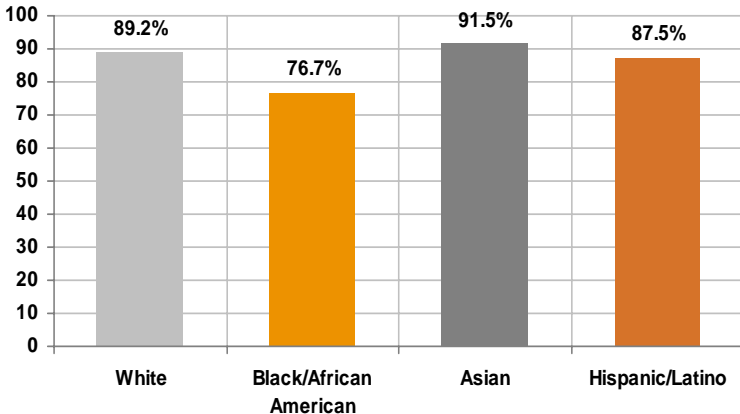
Cervical Cancer

Percent of women receiving regular Pap testing	81.0%
Cervical cancer, rate per 100,000	12.5

Share of Births to Teenage Mothers by Race and Ethnicity



Share of Mothers That Received Adequate Prenatal Care by Race and Ethnicity

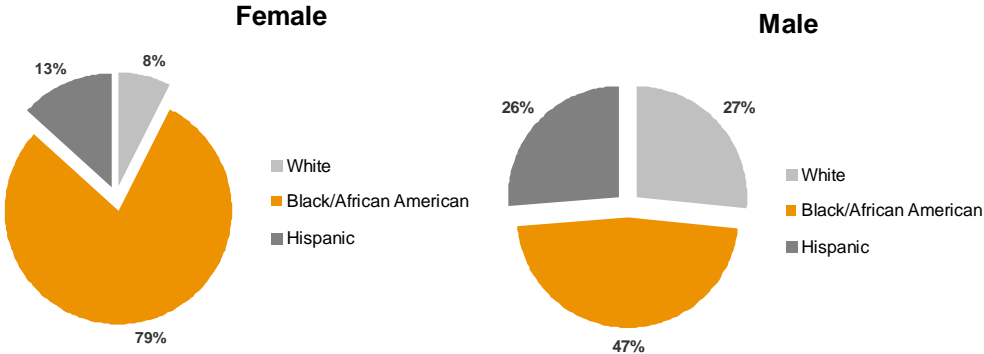


Miami, Florida Miami-Dade County

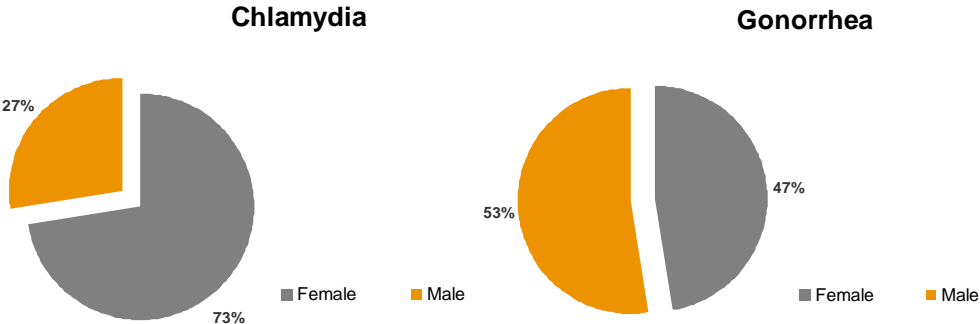
Sexually Transmitted Infection Total Incidence Rates per 100,000¹

AIDS	35.4
Chlamydia	251.9
Gonorrhea	94.3
Syphilis	7.6

AIDS Cases by Sex, Race and Ethnicity



Chlamydia and Gonorrhea Cases by Sex



[1] Rates for MSA (all divisions) – Miami-Fort Lauderdale-Miami Beach, except for AIDS rate which reflects the Miami Division