

LOCAL PROFILE

Montgomery, Alabama Montgomery County

Population (MSA¹): 362,447

Population (City of Montgomery): 201,998

City Population by Race and Ethnicity

White	47.7%
Black/African American	49.6%
Hispanic/Latin American	1.2%
Asian	1.1%
American Indian, Alaska Native	0.3%

Government Structure

The **City of Montgomery** has a mayor-council form of government. The Mayor and Council Members are elected to four year terms. A City Council, whose nine members represent Montgomery's nine districts, is responsible for policy making. Council Members serve on seven three-person committees, which range in focus from commerce and industry to health, education, and recreation.

The governing body of **Montgomery County** is the Montgomery County Commission, consisting of five Commissioners, representing the county's five districts. All Commissioners are elected to four-year terms. The Commission Chairperson is selected by a majority vote of the Commission. The Commission's responsibilities include control of all county public funds, adoption of an annual budget, construction and maintenance of roads, and providing services and support for all services offered by the county.

The Alabama Department of Public Health (ADPH) provides Montgomery's health services. The State Board of Health serves as an advisory board to the state on issues related to medicine, sanitation, and public health. The State Committee of Public Health, which meets monthly, has the power to act on behalf of the State Board of Health. A State Health Officer acts on behalf of the State Committee of Public Health when the Committee is not in session.

[1] Metropolitan Statistical Area – Montgomery, AL



Montgomery, Alabama Montgomery County

Total number of women aged 13-44: 50,280

Women needing contraceptive services and supplies: 27,000

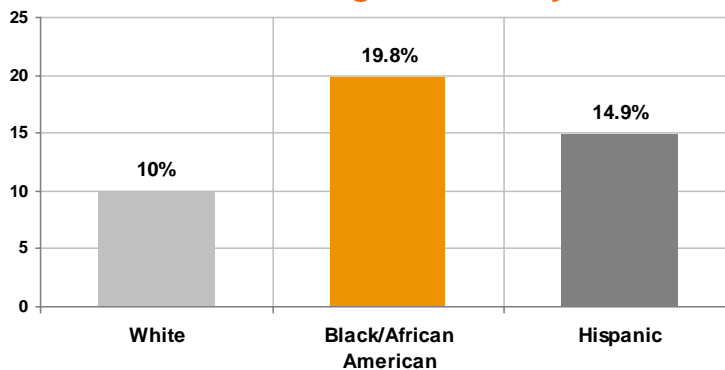
Birth Outcomes

Infant mortality, rate per 1,000 live births	10.3
Low birthweight	8.3%

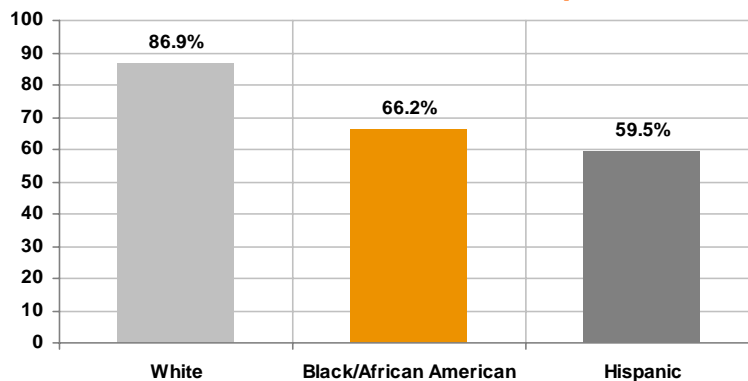
Cervical Cancer

Percent of women receiving regular Pap testing ¹	81.3%
Cervical cancer, rate per 100,000	10.6

Share of Births to Teenage Mothers by Race and Ethnicity



Share of Mothers That Received Adequate Prenatal Care by Race and Ethnicity



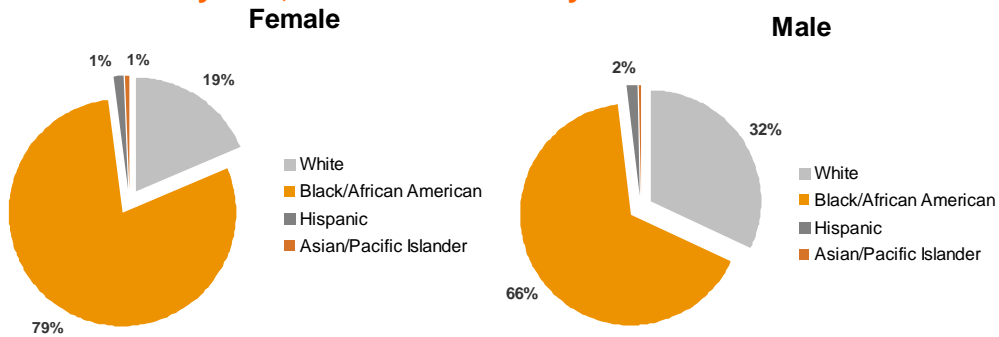
[1] Due to unavailability of local data, figure reflects data for state of Alabama. CDC Behavioral Risk Factor Surveillance System. <http://apps.nccd.cdc.gov/brfss/display.asp?yr=2008&cat=WH&qkey=4426&state=AL>

Montgomery, Alabama Montgomery County

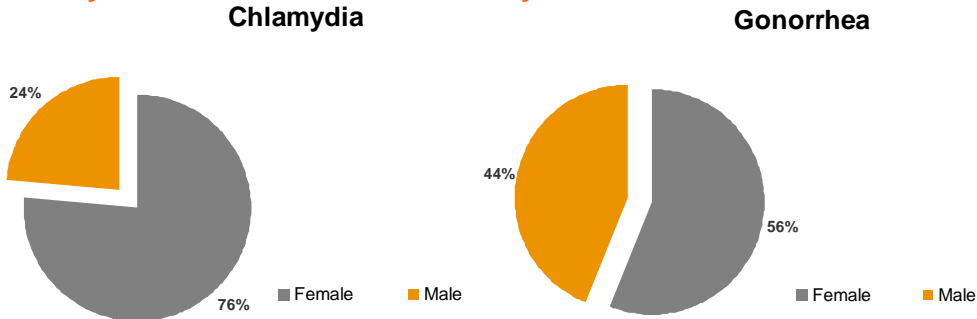
Sexually Transmitted Infection Total Incidence Rates per 100,000¹

AIDS ²	12.4
Chlamydia	546.9
Gonorrhea	236.7
Syphilis	21.9

AIDS Cases by Sex, Race and Ethnicity³



Chlamydia and Gonorrhea Cases by Sex⁴



[1] Due to unavailability of local data, figures reflect chlamydia, gonorrhea, and syphilis rates for state of Alabama. Sexually Transmitted Diseases Surveillance, 2007. Centers for Disease Control and Prevention. <http://www.cdc.gov/std/stats07/tables.htm>

[2] Figure reflects 2004 rate for state of Alabama. HIV/AIDS Surveillance Supplemental Report - Volume 12, Number 2, Centers for Disease Control and Prevention, http://www.cdc.gov/hiv/topics/surveillance/resources/reports/2006supp_vol12no2/default.htm

[3] Figures reflect data for state of Alabama. HIV/AIDS Surveillance Supplemental Report - Volume 12, Number 2, Centers for Disease Control and Prevention, http://www.cdc.gov/hiv/topics/surveillance/resources/reports/2006supp_vol12no2/default.htm

[4] Figures reflect data for state of Alabama. Sexually Transmitted Diseases Surveillance, 2007. Centers for Disease Control and Prevention. <http://www.cdc.gov/std/stats07/tables.htm>