

LOCAL PROFILE

New Orleans, Louisiana Orleans Parish

Population (MSA¹): 991,902

Population (City of New Orleans): 223,388

Population by Race and Ethnicity:

White	28.1%
Black/African American	67.3%
American Indian, Alaska Native	0.2%
Asian	2.3%
Hispanic/Latin American	3.1%

Government Structure

New Orleans has a mayor-council form of government. Unlike most U.S. states, Louisiana is broken up into parishes rather than counties. The **City of New Orleans** and **Orleans Parish** share borders, as well as a merged government with a mayor and seven member city council. Five council members are elected through district elections, while the remaining two, along with the mayor, are elected at-large. The City Council is the legislative body of the government, while the mayor is the chief executive officer. A director oversees the New Orleans Health Department, which is responsible for Orleans Parish's health services and programs.

[1] Metropolitan Statistical Area – New Orleans-Metairie-Kenner, LA



New Orleans, Louisiana Orleans Parish

Total number of women aged 13-44: 45,600

Women needing contraceptive services and supplies: 22,890

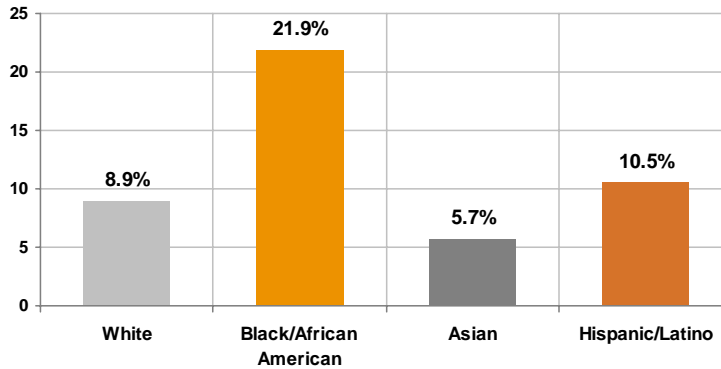
Birth Outcomes

Infant mortality, rate per 1,000 live births	10.0
Low birthweight	8.7%

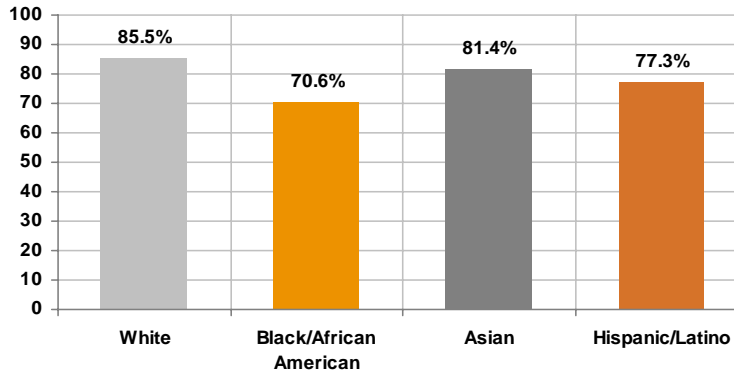
Cervical Cancer

Percent of women receiving regular Pap testing	81.5%
Cervical cancer, rate per 100,000	9.8

Share of Births to Teenage Mothers by Race and Ethnicity



Share of Mothers That Received Adequate Prenatal Care by Race and Ethnicity

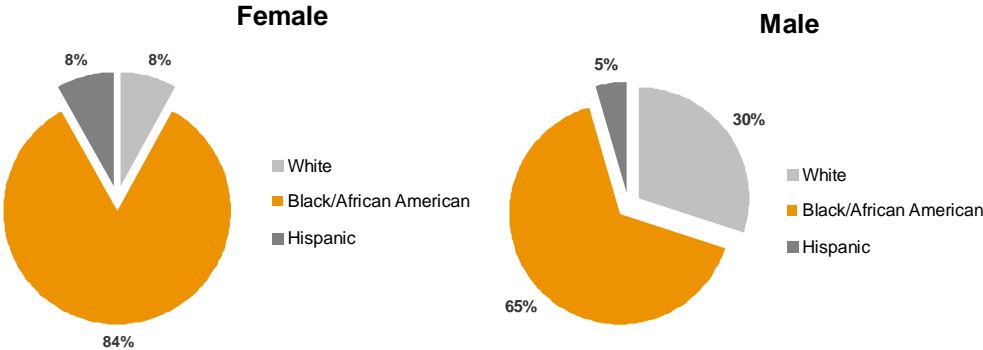


New Orleans, Louisiana Orleans Parish

Sexually Transmitted Infection Total Incidence Rates per 100,000

AIDS	31.5
Chlamydia	446.3
Gonorrhea	264.8
Syphilis	16.4

AIDS Cases by Sex, Race and Ethnicity



Chlamydia and Gonorrhea Cases by Sex

