

# CITY PROFILE

New York City, New York

Mayor – Michael Bloomberg

Population (MD): 11,482,569

Population (City): 8,085,742

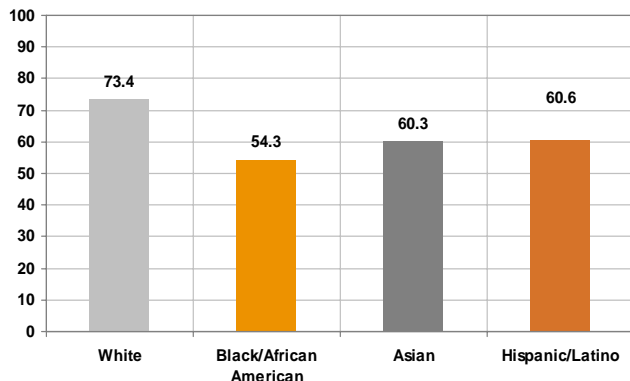
## Population by Race and Ethnicity (City):

White	44.7%
Black or African American	26.6%
American Indian, Alaska Native, Native Hawaiian, and Other Pacific Islander	0.6%
Asian	9.8%
Persons of Hispanic or Latino origin	27%
Persons reporting some other race	13.4%

Total number of women aged 13-44<sup>a)</sup>: 2,005,630

Women needing contraceptive services and supplies<sup>b)</sup>: 1,175,140

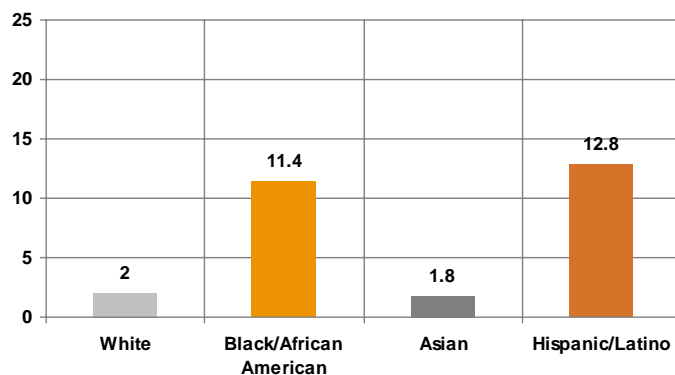
## Share of mothers that received adequate prenatal care by Race and Ethnicity



Infant mortality, rate per 1,000 live births <sup>c)</sup>	6.1
Low-birth weight	8.5%
Maternal mortality, count <sup>d)</sup>	39

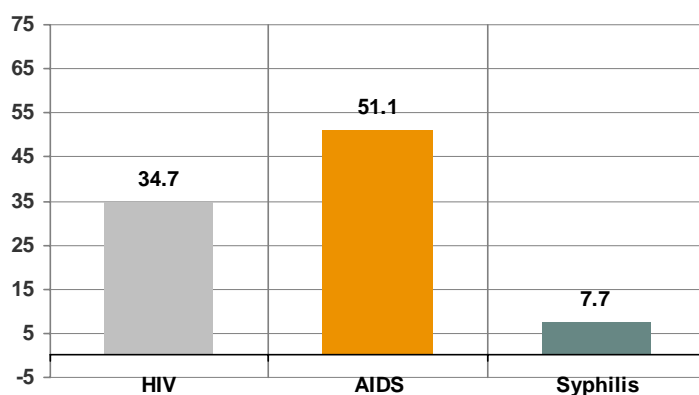
## New York City, New York

### Percent of births to teenage mothers by Race and Ethnicity



Cervical cancer, rate per 100,000 <sup>e)</sup>	8.6
Percent of women receiving regular Pap testing <sup>f)</sup>	84.9%

### Sexually Transmitted Infections, rate per 100,000



Chlamydia	489.7
Gonorrhea	132.3

a) Includes counties Bronx, Kings, New York, Queens, and Richmond.

b) Includes counties Bronx, Kings, New York, Queens, and Richmond.

c) New York City Department of Health and Mental Hygiene. Citywide infant mortality rate, 2004.

d) Includes counties Bronx, Kings, New York, Queens, and Richmond.

e) National Cancer Institute Surveillance, Epidemiology, and End Results Program (NCI Seer Program). Cervical cancer incidence rates per 100,000 for U.S. counties, 2000-2004.

f) Department of Health and Human Services, Centers for Disease Control and Prevention. Selected Metropolitan/Micropolitan Area Risk Trends (SMART). Percent of women aged 18 and older who have had a pap test within the past three years, 2006.

For more information about all sources please see Resources section.