

CITY PROFILE

Philadelphia, Pennsylvania Mayor – Michael Nutter

Population (MSA): 5,823,233

Population (City): 1,479,339

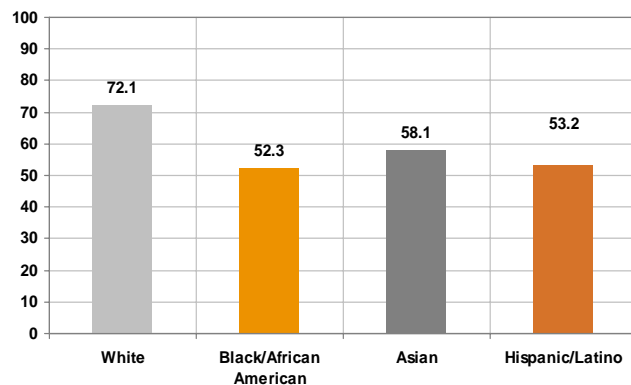
Population by Race and Ethnicity (City):

White	45%
Black or African American	43.2%
American Indian, Alaska Native, Native Hawaiian, and Other Pacific Islander	0.3%
Asian	4.5%
Persons of Hispanic or Latino origin	8.5%
Persons reporting some other race	4.8%

Total number of women aged 13-44: 362,060

Women needing contraceptive services and supplies: 210,970

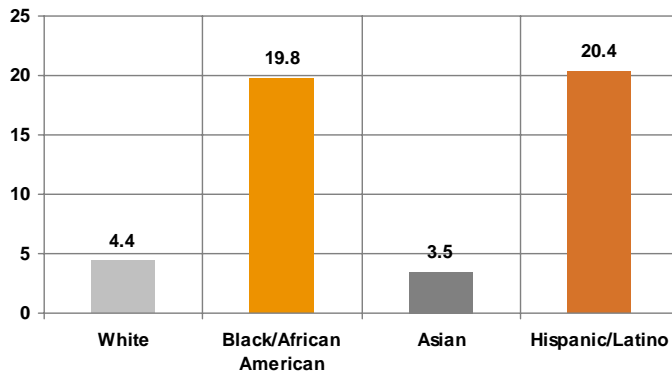
Share of mothers that received adequate prenatal care by Race and Ethnicity



Infant mortality, rate per 1,000 live births	10.6
Low-birth weight	11.7%
Maternal mortality, count	14

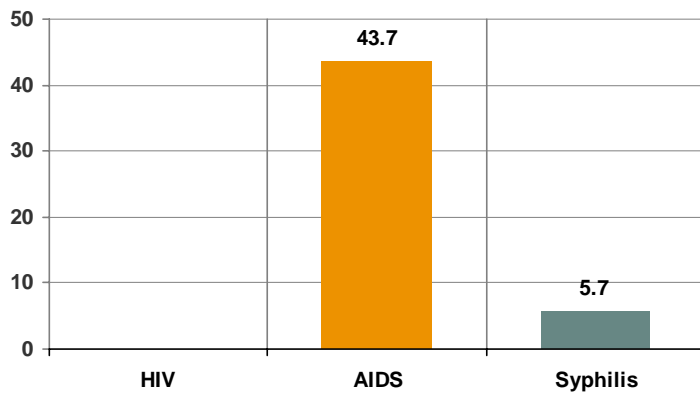
Philadelphia, Pennsylvania

Percent of births to teenage mothers by Race and Ethnicity



Cervical cancer, rate per 100,000 ^{a)}	12.6
Percent of women receiving regular Pap testing ^{b)}	84.4%

Sexually Transmitted Infections, rate per 100,000 ^{c)}



Chlamydia	1,027.3
Gonorrhea	333.2

a) National Cancer Institute Surveillance, Epidemiology, and End Results Program (NCI Seer Program). Cervical cancer incidence rates per 100,000 for U.S. counties, 2000-2004.

b) Department of Health and Human Services, Centers for Disease Control and Prevention. Selected Metropolitan/Micropolitan Area Risk Trends (SMART). Percent of women aged 18 and older who have had a pap test within the past three years, 2006.

c) HIV data not available.

For more information about all sources please see Resources section.