

LOCAL PROFILE

Phoenix, Arizona Maricopa County

Population (MSA¹): 4,035,176

Population (City of Phoenix): 1,512,986

City Population by Race and Ethnicity

White	71.1%
Black/African American	5.1%
Hispanic/Latin American	34.1%
Asian	2.0%
American Indian, Alaska Native	2.0%
Native Hawaiian and other Pacific Islander	0.1%

Government Structure

The **City of Phoenix** has a council-manager form of government. Phoenix's City Council consists of a Mayor who is elected at-large, and eight Council Members who are elected by their respective districts. The Mayor and Council make up the city's legislative body. In addition to creating policy, the City Council appoints Municipal Court judges and the City Manager. The City Manager oversees the operation of city programs and assists the Mayor and City Council in the development of policy.

Maricopa County is governed by a Board of Supervisors. The Board of Supervisors is composed of one representative from each of Maricopa County's five districts. The County Manager is responsible for carrying out policies enacted by the Board of Supervisors.

The Maricopa County Department of Public Health provides Phoenix's health services. The Department focuses on the diagnosis, treatment, and prevention of communicable disease. The Maricopa County Board of Health oversees the Department of Public Health and the Department of Environmental Services, and advises the Maricopa County Board of Supervisors. The 11 members of the Board of Health are appointed by the County Board of Supervisors.

[1] Metropolitan Statistical Area – Phoenix-Mesa-Scottsdale, AZ



Phoenix, Arizona Maricopa County

Total number of women aged 13-44: 841,690

Women needing contraceptive services and supplies: 477,280

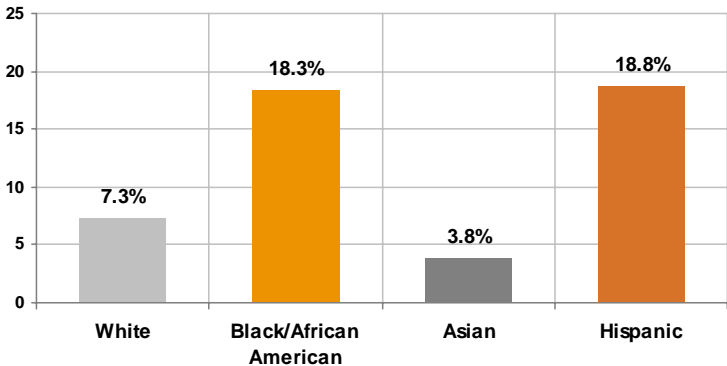
Birth Outcomes

Infant mortality, rate per 1,000 live births	6.4
Low birthweight	5.3%

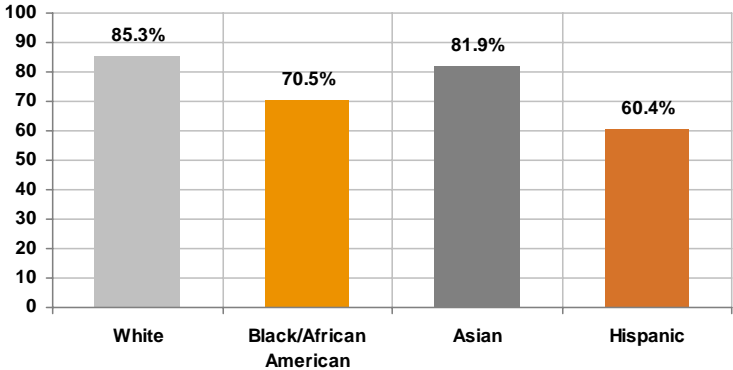
Cervical Cancer

Percent of women receiving regular Pap testing	85.1%
Cervical cancer, rate per 100,000	6.8

Share of Births to Teenage Mothers by Race and Ethnicity



Share of Mothers That Received Adequate Prenatal Care by Race and Ethnicity

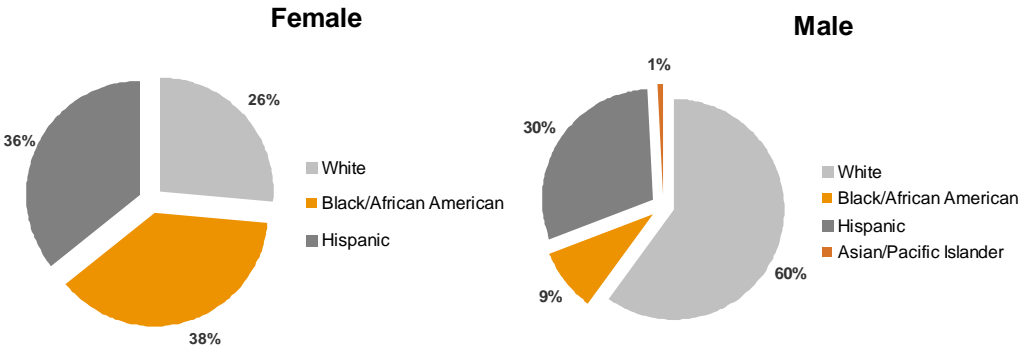


Phoenix, Arizona Maricopa County

Sexually Transmitted Infection Total Incidence Rates per 100,000

AIDS	10.8
Chlamydia	377.4
Gonorrhea	82.5
Syphilis	4.8

AIDS Cases by Sex, Race and Ethnicity



Chlamydia and Gonorrhea Cases by Sex

